

Public Citizen's Health Research Group

Report of Doctor Disciplinary Information on State Web Sites

A Survey and Ranking of State Medical and Osteopathic Board Web Sites in 2006

Appendix

Table One: Point Distribution By Category			
Category	Reviewer 1	Reviewer 2	Average
Types of Physician-Identifying Information	10.0	20.0	15.0
Board Disciplinary Action Information	15.0	20.0	17.5
Disciplinary Actions Taken by Hospitals	10.0	20.0	15.0
Disciplinary Actions Taken by the Federal Government	10.0	5.0	7.5
Malpractice Information	10.0	10.0	10.0
Conviction Information	10.0	5.0	7.5
Web Site Search Capabilities	25.0	20.0	22.5
Other (FAQ, etc.)	10.0	0.0	5.0
TOTAL	100	100	100

Figure One: Total Points, by Category

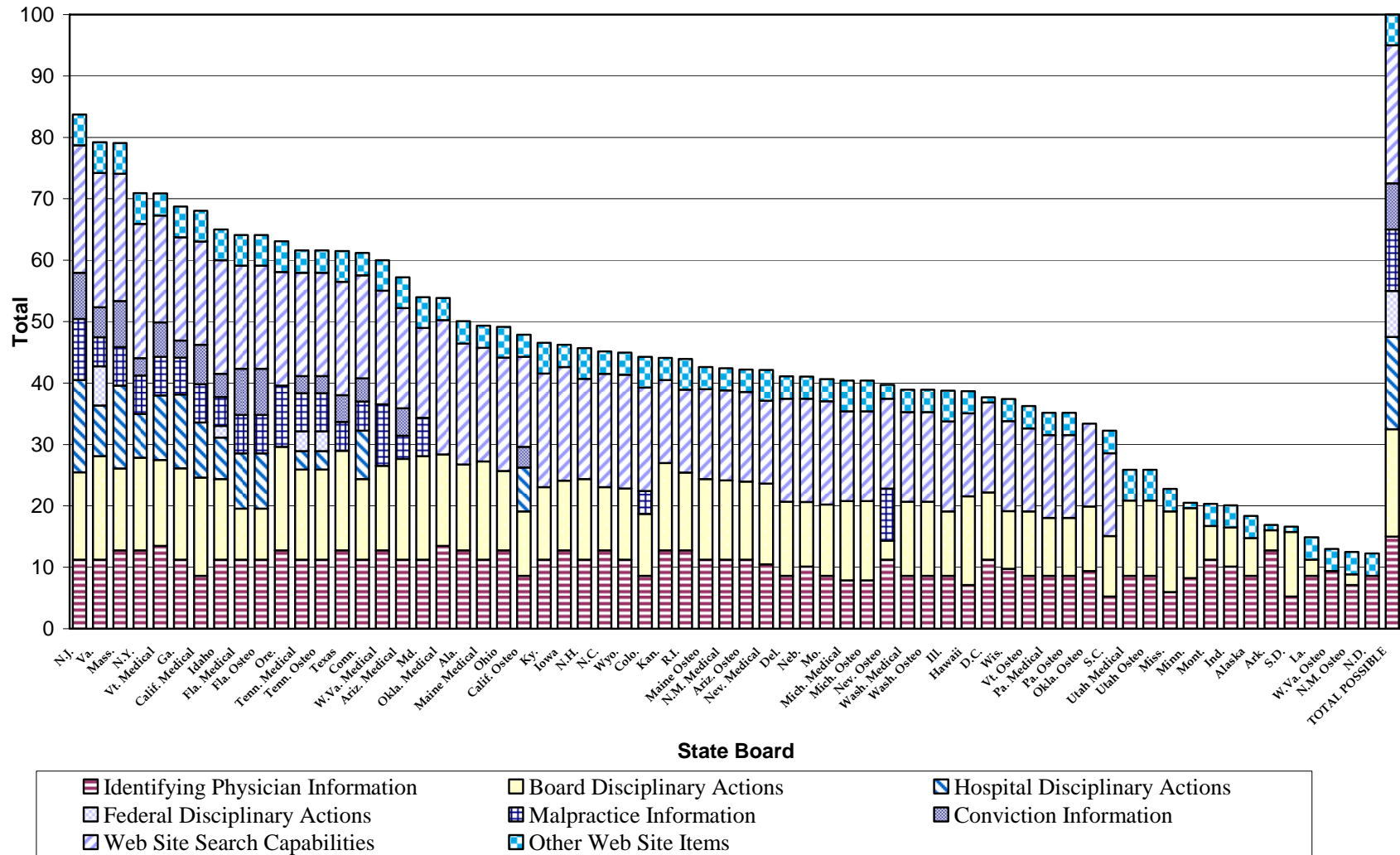


Table Two: Total Points, by Category

Rank	Site	Physician- Identifying Information (of 15.0)	Board Discipline (of 17.5)	Hospital Discipline (of 15.0)	Federal Discipline (of 7.5)	Malpractice Information (of 10.0)	Conviction Information (of 7.5)	Search Capabilities (of 22.5)	Other Items (of 5.0)	TOTAL (of 100)*
59	Alaska	8.6	6.1	0.0	0.0	0.0	0.0	0.0	3.6	18.4
20	Ala.	12.8	14.0	0.0	0.0	0.0	0.0	19.7	3.6	50.1
60	Ark.	12.8	3.3	0.0	0.0	0.0	0.0	0.0	0.9	16.9
34	Ariz. Osteo	11.3	12.7	0.0	0.0	0.0	0.0	14.6	3.6	42.2
17	Ariz. Medical	11.3	16.4	0.0	0.0	3.8	4.5	16.3	5.0	57.2
23	Calif. Osteo	8.6	10.5	7.1	0.0	0.0	3.4	14.6	3.6	47.9
7	Calif. Medical	8.6	16.0	9.0	0.0	6.3	6.4	16.8	5.0	68.0
29	Colo.	8.6	10.1	0.0	0.0	3.8	0.0	16.8	5.0	44.2
15	Conn.	11.3	13.1	7.9	0.0	4.8	3.8	16.8	3.6	61.2
46	D.C.	11.3	10.9	0.0	0.0	0.0	0.0	14.6	0.9	37.7
36	Del.	8.6	12.0	0.0	0.0	0.0	0.0	16.8	3.6	41.1
9	Fla. Osteo	11.3	8.3	9.0	0.0	6.3	7.5	16.8	5.0	64.1
9	Fla. Medical	11.3	8.3	9.0	0.0	6.3	7.5	16.8	5.0	64.1
6	Ga.	11.3	14.9	12.0	0.0	6.0	2.8	16.8	5.0	68.7
45	Hawaii	7.1	14.4	0.0	0.0	0.0	0.0	13.5	3.6	38.7
25	Iowa	12.8	11.4	0.0	0.0	0.0	0.0	18.5	3.6	46.2
8	Idaho	11.3	13.1	6.8	1.9	4.8	3.8	18.5	5.0	65.0
44	Ill.	8.6	10.5	0.0	0.0	0.0	0.0	14.6	5.0	38.8
58	Ind.	10.1	6.3	0.0	0.0	0.0	0.0	0.0	3.6	20.1
30	Kan.	12.8	14.2	0.0	0.0	0.0	0.0	13.5	3.6	44.1
24	Ky.	11.3	11.8	0.0	0.0	0.0	0.0	18.5	5.0	46.6
62	La.	8.6	2.6	0.0	0.0	0.0	0.0	0.0	3.6	14.9
3	Mass.	12.8	13.3	13.5	0.0	6.3	7.5	20.7	5.0	79.1
18	Md.	11.3	16.8	0.0	0.0	6.3	0.0	14.6	5.0	54.0
32	Maine Osteo	11.3	13.1	0.0	0.0	0.0	0.0	14.6	3.6	42.6
21	Maine Medical	11.3	16.0	0.0	0.0	0.0	0.0	18.5	3.6	49.3
39	Mich. Osteo	7.9	12.9	0.0	0.0	0.0	0.0	14.6	5.0	40.4
39	Mich. Medical	7.9	12.9	0.0	0.0	0.0	0.0	14.6	5.0	40.4
56	Minn.	8.3	11.4	0.0	0.0	0.0	0.0	0.0	0.9	20.5
38	Mo.	8.6	11.6	0.0	0.0	0.0	0.0	16.8	3.6	40.7
55	Miss.	6.0	13.1	0.0	0.0	0.0	0.0	0.0	3.6	22.8
57	Mont.	11.3	5.5	0.0	0.0	0.0	0.0	0.0	3.6	20.3
27	N.C.	12.8	10.3	0.0	0.0	0.0	0.0	18.5	3.6	45.2
65	N.D.	8.6	0.0	0.0	0.0	0.0	0.0	0.0	3.6	12.3
37	Neb.	10.1	10.5	0.0	0.0	0.0	0.0	16.8	3.6	41.1
26	N.H.	11.3	13.1	0.0	0.0	0.0	0.0	16.3	5.0	45.7


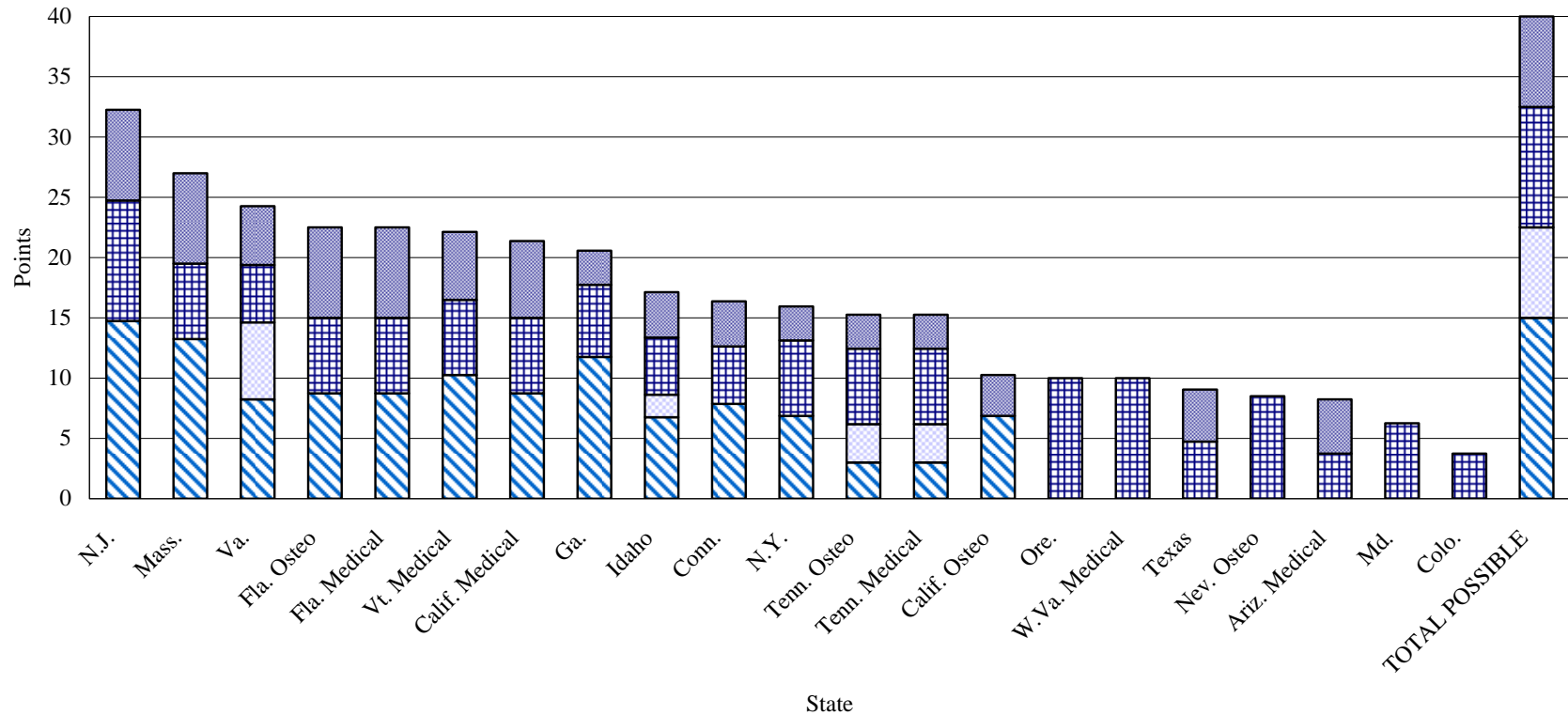
Table Two: Total Points, by Category

Rank	Site	Physician- Identifying Information (of 15.0)	Board Discipline (of 17.5)	Hospital Discipline (of 15.0)	Federal Discipline (of 7.5)	Malpractice Information (of 10.0)	Conviction Information (of 7.5)	Search Capabilities (of 22.5)	Other Items (of 5.0)	TOTAL (of 100)*
1	N.J.	11.3	14.2	15.0	0.0	10.0	7.5	20.7	5.0	83.7
64	N.M. Osteo	7.1	1.8	0.0	0.0	0.0	0.0	0.0	3.6	12.5
32	N.M. Medical	11.3	12.9	0.0	0.0	0.0	0.0	14.6	3.6	42.4
41	Nev. Osteo	11.3	3.1	0.0	0.0	8.5	0.0	14.6	2.3	39.7
35	Nev. Medical	10.5	13.1	0.0	0.0	0.0	0.0	13.5	5.0	42.1
4	N.Y.	12.8	15.1	7.1	0.0	6.3	2.8	21.9	5.0	70.9**
22	Ohio	12.8	12.9	0.0	0.0	0.0	0.0	18.5	5.0	49.2
51	Okla. Osteo	9.4	10.5	0.0	0.0	0.0	0.0	13.5	0.0	33.4
19	Okla. Medical	13.5	14.9	0.0	0.0	0.0	0.0	21.9	3.6	53.9
11	Ore.	12.8	16.8	0.0	0.0	10.0	0.0	18.5	5.0	63.1
49	Pa. Osteo	8.6	9.4	0.0	0.0	0.0	0.0	13.5	3.6	35.2
49	Pa. Medical	8.6	9.4	0.0	0.0	0.0	0.0	13.5	3.6	35.2
31	R.I.	12.8	12.7	0.0	0.0	0.0	0.0	13.5	5.0	43.9
52	S.C.	5.3	9.8	0.0	0.0	0.0	0.0	13.5	3.6	32.2
61	S.D.	5.3	10.5	0.0	0.0	0.0	0.0	0.0	0.9	16.6
12	Tenn. Osteo	11.3	14.7	3.0	3.2	6.3	2.8	16.8	3.6	61.6
12	Tenn. Medical	11.3	14.7	3.0	3.2	6.3	2.8	16.8	3.6	61.6
14	Texas	12.8	16.2	0.0	0.0	4.8	4.3	18.5	5.0	61.5
53	Utah Osteo	8.6	12.3	0.0	0.0	0.0	0.0	0.0	5.0	25.9
53	Utah Medical	8.6	12.3	0.0	0.0	0.0	0.0	0.0	5.0	25.9
2	Va.	11.3	16.8	8.3	6.4	4.8	4.9	21.9	5.0	79.2
48	Vt. Osteo	8.6	10.5	0.0	0.0	0.0	0.0	13.5	3.6	36.3
5	Vt. Medical	13.5	14.0	10.5	0.0	6.3	5.6	17.4	3.6	70.9**
42	Wash. Osteo	8.6	12.0	0.0	0.0	0.0	0.0	14.6	3.6	38.9
42	Wash. Medical	8.6	12.0	0.0	0.0	0.0	0.0	14.6	3.6	38.9
47	Wis.	9.8	9.4	0.0	0.0	0.0	0.0	14.6	3.6	37.4
63	W.Va. Osteo	9.4	0.0	0.0	0.0	0.0	0.0	0.0	3.6	13.0
16	W.Va. Medical	12.8	13.8	0.0	0.0	10.0	0.0	18.5	5.0	60.0
28	Wyo.	11.3	11.6	0.0	0.0	0.0	0.0	18.5	3.6	45.0
All States (Median)		11.3	12.3	0.0	0.0	0.0	0.0	14.6	3.6	42.4

* Totals may not add precisely due to rounding error.

** Before rounding, New York had a higher score and so has a higher rank than Vermont Medical.

Figure Two: Non-State Disciplinary Actions



* The following sites did not provide any information about non-state disciplinary actions and so score zero points in this category: Ala., Alaska, Ariz. Osteo, Ark., D.C., Del., Hawaii, Ill., Ind., Iowa, Kan., Ky., La., Maine Medical, Maine Medical, Mich. Medical, Mich. Osteo, Minn., Miss., Mo., Mont., N.C., N.D., N.H., N.M. Medical, N.M. Osteo, Neb., Nev. Medical, Ohio, Okla. Medical, Okla. Osteo, Pa. Medical, Pa. Osteo, R.I., S.C., S.D., Utah Medical, Utah Osteo, Vt. Osteo, W.Va. Osteo, Wash. Medical, Wash. Osteo, Wis. and Wyo.

***States are displayed if scored any points in one of the four non-state disciplinary action categories.

Table Three: Board Disciplinary Actions

Site	Offense	Action	Date of Action	Summary	Actual Board Order	Total Points for Board Discipline (of 17.5)*
Alaska				YES		6.1
Ala.	YES	YES	YES	YES	YES	14.0
Ark.		YES	YES			3.3
Ariz. Osteo	YES	YES	YES		YES	12.7
Ariz. Medical	YES	YES	YES	YES	YES	16.4
Calif. Osteo	YES	YES	YES	YES		10.5
Calif. Medical	YES	YES	YES		YES	16.0
Colo.		YES	YES	YES	YES	10.0
Conn.	YES	YES	YES		YES	13.1
D.C.	YES	YES	YES		YES	11.0
Del.	YES	YES	YES	YES		12.0
Fla. Osteo		YES	YES			8.3
Fla. Medical		YES	YES			8.3
Ga.	YES	YES	YES		YES	14.9
Hawaii	YES	YES	YES		YES	14.4
Iowa	YES	YES	YES	YES		11.3
Idaho	YES	YES	YES		YES	13.1
Ill.	YES	YES	YES	YES	YES	10.5
Ind.						6.3
Kan.	YES	YES	YES		YES	14.2
Ky.	YES	YES	YES		YES	11.8
La.						2.6
Mass.		YES	YES	YES		13.3
Md.	YES	YES	YES	YES	YES	16.8
Maine Osteo	YES	YES	YES	YES		16.0
Maine Medical	YES	YES	YES	YES		13.1
Mich. Osteo	YES	YES	YES			12.9
Mich. Medical	YES	YES	YES			12.9
Minn.	YES	YES	YES		YES	11.4
Mo.	YES	YES	YES	YES		11.6
Miss.	YES	YES	YES	YES		13.1
Mont.						5.5
N.C.	YES	YES	YES	YES	YES	10.3
N.D.						0.0
Neb.		YES	YES			10.5
N.H.	YES	YES	YES	YES		13.1
N.J.	YES	YES	YES	YES		14.2

Table Three: Board Disciplinary Actions						
Site	Offense	Action	Date of Action	Summary	Actual Board Order	Total Points for Board Discipline (of 17.5)[*]
N.M. Osteo						1.8
N.M. Medical	YES	YES	YES	YES		12.9
Nev. Osteo		YES				3.1
Nev. Medical	YES	YES	YES			13.1
N.Y.	YES	YES	YES	YES	YES	15.1
Ohio	YES	YES	YES	YES	YES	12.9
Okla. Osteo		YES	YES			10.5
Okla. Medical	YES	YES	YES	YES		14.9
Ore.	YES	YES	YES	YES	YES	16.8
Pa. Osteo	YES	YES	YES	YES		9.4
Pa. Medical	YES	YES	YES	YES		9.4
R.I.		YES	YES		YES	12.7
S.C.	YES	YES	YES		YES	9.8
S.D.	YES	YES	YES	YES		10.5
Tenn. Osteo	YES	YES	YES	YES	YES	14.7
Tenn. Medical	YES	YES	YES	YES	YES	14.7
Texas	YES	YES	YES	YES	YES	16.2
Utah Osteo	YES	YES	YES			12.3
Utah Medical	YES	YES	YES	YES		12.3
Va.	YES	YES	YES	YES	YES	16.8
Vt. Osteo	YES	YES	YES		YES	10.5
Vt. Medical	YES	YES	YES	YES	YES	14.0
Wash. Osteo	YES	YES	YES		YES	12.0
Wash. Medical	YES	YES	YES		YES	12.0
Wis.	YES	YES	YES		YES	9.4
W.Va. Osteo						0.0
W.Va. Medical	YES	YES	YES			13.8
Wyo.		YES	YES			11.6
All Boards	48	58	57	31	30	12.3^{**}

* This number also reflects scores from criteria other than those reported in the table. For the complete list of criteria, see the Scoresheet.

** Median for all boards

Table Four: Boards Providing Information on Hospital Discipline*

Site	Actions Said to Be Available	Action	Offense	Date	Summary	Order	Verified	Total Points for Hospital Discipline (of 15.0)
Calif. Osteo	YES			YES			YES	7.1
Calif. Medical	YES	YES		YES			YES	9.0
Conn.	YES	YES	YES					7.9
Fla. Osteo	YES	YES		YES			YES	9.0
Fla. Medical	YES	YES		YES			YES	9.0
Ga.	YES	YES	YES	YES			YES	12.0
Idaho	YES	YES		YES				6.8
Mass.	YES	YES	YES	YES	YES		YES	13.5
N.J.	YES	YES	YES	YES	YES	YES	YES	15.0
N.Y.	YES			YES			YES	7.1
Tenn. Osteo	YES							3.0
Tenn. Medical	YES							3.0
Va.	YES	YES		YES	YES			8.3
Vt. Medical	YES	YES		YES	YES		YES	10.5
All Boards	14	10	4	11	4	1	9	N/A

* The following sites did not provide any information about hospital discipline and so score zero points in this category: Ala., Alaska, Ariz. Medical, Ariz., Osteo, Ark., Colo., D.C., Del., Hawaii, Ill., Ind., Iowa, Kan., Ky., La., Maine Medical, Maine Osteo, Md., Mich. Medical, Mich. Osteo, Minn., Miss., Mo., Mont., N.C., N.D., N.H., N.M. Medical, N.M. Osteo, Neb., Nev. Medical, Nev. Osteo, Ohio, Okla. Medical, Okla. Osteo, Ore., Pa. Medical, Pa. Osteo, R.I., S.C., S.D., Texas, Utah Medical, Utah Osteo, Vt. Osteo, W.Va. Medical, W.Va. Osteo, Wash. Medical, Wash. Osteo, Wis. and Wyo.

Table Five: Boards Providing Malpractice Information*							
Site	Information Said to Be Available	Some Information Present	All Information Present**	Amount of Award Present	Verified	Archives	Total Points for Malpractice Information (of 10.0)
Ariz. Medical		YES			YES	YES	3.8
Calif. Medical	YES	YES			YES	YES	6.3
Colo.		YES			YES	YES	3.8
Conn.	YES	YES				YES	4.8
Fla. Medical	YES	YES			YES	YES	6.3
Fla. Osteo	YES	YES			YES	YES	6.3
Ga.	YES	YES		YES		YES	6.0
Idaho	YES	YES				YES	4.8
Mass.	YES	YES			YES	YES	6.3
Md.	YES	YES			YES	YES	6.3
N.J.	YES	YES	YES	YES	YES	YES	10.0
Nev. Osteo	YES	YES	YES	YES		YES	8.5
N.Y.	YES	YES			YES	YES	6.3
Ore.	YES	YES	YES	YES	YES	YES	10.0
Tenn. Medical	YES	YES			YES	YES	6.3
Tenn. Osteo	YES	YES			YES	YES	6.3
Texas	YES	YES				YES	4.8
Va.	YES	YES				YES	4.8
Vt. Medical	YES	YES			YES	YES	6.3
W.Va. Medical	YES	YES	YES	YES		YES	10.0
All Boards	18	20	4	5	13	20	N/A

*The following sites do not provide any information about malpractice and so score zero points in this category: Ala., Alaska, Ariz. Osteo, Ark., Calif. Osteo, D.C., Del., Hawaii, Ill., Ind., Iowa, Kan., Ky., La., Maine Medical, Maine Osteo, Mich. Medical, Mich. Osteo, Minn., Miss., Mo., Mont., N.C., N.D., N.H., N.M. Medical, N.M. Osteo, Neb., Nev. Medical, Ohio, Okla. Medical, Okla. Osteo, Pa. Osteo, Pa. Medical, R.I., S.C., S.D., Utah Medical, Utah Osteo, Vt. Osteo, W.Va. Osteo, Wash. Medical, Wash. Osteo, Wis. and Wyo.

** "All Information Present" consists of all settlements and judgments against a physician in the previous ten years, including the amount of the award in each case.

Table Six: Boards Providing Information About Criminal Convictions*

Site	States Information Available	Number of Convictions	Some Conviction Information	All Conviction Information	Details	Verified	Total Points for Conviction Information (of 7.5)
Ariz. Medical	YES	YES				YES	4.5
Calif. Osteo			YES		YES	YES	3.4
Calif. Medical	YES	YES	YES		YES	YES	6.4
Conn.	YES		YES		YES		3.8
Fla. Osteo	YES	YES	YES	YES	YES	YES	7.5
Fla. Medical	YES	YES	YES	YES	YES	YES	7.5
Ga.	YES		YES				2.8
Idaho	YES		YES		YES		3.8
Mass.	YES	YES	YES	YES	YES	YES	7.5
N.J.	YES	YES	YES	YES	YES	YES	7.5
N.Y.	YES		YES				2.8
Tenn. Osteo	YES		YES				2.8
Tenn. Medical	YES		YES				2.8
Texas	YES		YES			YES	4.3
Va.	YES	YES	YES		YES		4.9
Vt. Medical		YES	YES	YES	YES	YES	5.6
All Boards	14	8	15	5	10	9	N/A

* The following sites do not provide any information about convictions and so score zero points in this category: Ala., Alaska, Ariz. Osteo, Ark., Colo., D.C., Del., Hawaii, Ill., Ind., Iowa, Kan., Ky., La., Maine Medical, Maine Osteo, Md., Mich. Medical, Mich. Osteo, Minn., Miss., Mo., Mont., N.C., N.D., N.H., N.M. Medical, N.M. Osteo, Neb., Nev. Medical, Nev. Osteo, Ohio, Okla. Medical, Okla. Osteo, Ore., Pa. Medical, Pa. Osteo, R.I., S.C., S.D., Utah Medical, Utah Osteo, Vt. Osteo, W.Va. Medical, W.Va. Osteo, Wash. Medical, Wash. Osteo, Wis. and Wyo.

Table Seven: User-Friendliness

Site	Search By Name	Search by Location	Search by License Number	Search by Specialty	Search by Hospital	Disciplinary Information with One Search	Total from Search Capabilities (of 22.5)	FAQ available	Complaint form available	State Medical Practice Act Available	Total from Other Items (of 5.0)	Total Points for User Friendliness (of 27.5)
Alaska							0.0		YES	YES	3.6	3.6
Ala.	YES		YES	YES	YES	YES	19.7		YES	YES	3.6	23.3
Ark.							0.0			YES	0.9	0.9
Ariz. Osteo	YES		YES			YES	14.6		YES	YES	3.6	18.3
Ariz. Medical	YES		YES	YES		YES	16.3	YES	YES	YES	5.0	21.3
Calif. Osteo	YES		YES			YES	14.6		YES	YES	3.6	18.3
Calif. Medical	YES	YES	YES			YES	16.8	YES	YES	YES	5.0	21.8
Colo.	YES	YES	YES			YES	16.8	YES	YES	YES	5.0	21.8
Conn.	YES	YES	YES			YES	16.8		YES	YES	3.6	20.4
D.C.	YES		YES			YES	14.6			YES	0.9	15.5
Del.	YES	YES	YES			YES	16.8		YES	YES	3.6	20.4
Fla. Osteo	YES	YES	YES			YES	16.8	YES	YES	YES	5.0	21.8
Fla. Medical	YES	YES	YES			YES	16.8	YES	YES	YES	5.0	21.8
Ga.	YES	YES	YES			YES	16.8	YES	YES	YES	5.0	21.8
Hawaii	YES					YES	13.5		YES	YES	3.6	17.1
Iowa	YES	YES	YES	YES		YES	18.5		YES	YES	3.6	22.1
Idaho	YES	YES	YES	YES		YES	18.5	YES	YES	YES	5.0	23.5
Ill.	YES		YES			YES	14.6	YES	YES	YES	5.0	19.6
Ind.							0.0		YES	YES	3.6	3.6
Kan.	YES					YES	13.5		YES	YES	3.6	17.1
Ky.	YES	YES	YES	YES		YES	18.5	YES	YES	YES	5.0	23.5
La.							0.0		YES	YES	3.6	3.6
Mass.	YES	YES		YES	YES	YES	20.7	YES	YES	YES	5.0	25.7
Md.	YES		YES			YES	14.6	YES	YES	YES	5.0	19.6
Maine Osteo	YES		YES			YES	14.6		YES	YES	3.6	18.3
Maine Medical	YES	YES	YES	YES		YES	18.5		YES	YES	3.6	22.1
Mich. Osteo	YES		YES			YES	14.6	YES	YES	YES	5.0	19.6
Mich. Medical	YES		YES			YES	14.6	YES	YES	YES	5.0	19.6
Minn.							0.0			YES	0.9	0.9
Mo.	YES	YES	YES			YES	16.8		YES	YES	3.6	20.4
Miss.							0.0		YES	YES	3.6	3.6
Mont.							0.0		YES	YES	3.6	3.6
N.C.	YES	YES	YES	YES		YES	18.5		YES	YES	3.6	22.1
N.D.							0.0		YES	YES	3.6	3.6

Table Seven: User-Friendliness

Site	Search By Name	Search by Location	Search by License Number	Search by Specialty	Search by Hospital	Disciplinary Information with One Search	Total from Search Capabilities (of 22.5)	FAQ available	Complaint form available	State Medical Practice Act Available	Total from Other Items (of 5.0)	Total Points for User Friendliness (of 27.5)
Neb.	YES	YES	YES			YES	16.8		YES	YES	3.6	20.4
N.H.	YES		YES	YES		YES	16.3	YES	YES	YES	5.0	21.3
N.J.	YES	YES		YES	YES	YES	20.7	YES	YES	YES	5.0	25.7
N.M. Osteo							0.0		YES	YES	3.6	3.6
N.M. Medical	YES		YES			YES	14.6		YES	YES	3.6	18.3
Nev. Osteo	YES		YES			YES	14.6	YES		YES	2.3	16.9
Nev. Medical	YES					YES	13.5	YES	YES	YES	5.0	18.5
N.Y.	YES	YES	YES	YES	YES	YES	21.9	YES	YES	YES	5.0	26.9
Ohio	YES	YES	YES	YES		YES	18.5	YES	YES	YES	5.0	23.5
Okla. Osteo	YES					YES	13.5				0.0	13.5
Okla. Medical	YES	YES	YES	YES	YES	YES	21.9		YES	YES	3.6	25.5
Ore.	YES	YES	YES	YES		YES	18.5	YES	YES	YES	5.0	23.5
Pa. Osteo	YES					YES	13.5		YES	YES	3.6	17.1
Pa. Medical	YES					YES	13.5		YES	YES	3.6	17.1
R.I.	YES					YES	13.5	YES	YES	YES	5.0	18.5
S.C.	YES					YES	13.5		YES	YES	3.6	17.1
S.D.							0.0			YES	0.9	0.9
Tenn. Osteo	YES	YES	YES			YES	16.8		YES	YES	3.6	20.4
Tenn. Medical	YES	YES	YES			YES	16.8		YES	YES	3.6	20.4
Texas	YES	YES	YES	YES		YES	18.5	YES	YES	YES	5.0	23.5
Utah Osteo							0.0	YES	YES	YES	5.0	5.0
Utah Medical							0.0	YES	YES	YES	5.0	5.0
Va.	YES	YES	YES	YES	YES	YES	21.9	YES	YES	YES	5.0	26.9
Vt. Osteo	YES					YES	13.5		YES	YES	3.6	17.1
Vt. Medical	YES	YES		YES		YES	17.4		YES	YES	3.6	21.0
Wash. Osteo	YES		YES			YES	14.6		YES	YES	3.6	18.3
Wash. Medical	YES		YES			YES	14.6		YES	YES	3.6	18.3
Wis.	YES		YES			YES	14.6		YES	YES	3.6	18.3
W.Va. Osteo							0.0		YES	YES	3.6	3.6
W.Va. Medical	YES	YES	YES	YES		YES	18.5	YES	YES	YES	5.0	23.5
Wyo.	YES	YES	YES	YES		YES	18.5		YES	YES	3.6	22.1
All Boards	52	27	40	19	6	52	14.6*	26	59	64	3.6*	19.6*

* Median for all boards

Table Eight: Medical and Osteopathic Board Comparison*				
State	Medical Board Site Score	Osteopathic Board Site Score	Medical Board Site Rank	Osteopathic Board Site Rank
Ariz.	57.2	42.2	17	34
Calif.	69.9	49.8	6	21
Maine	49.3	42.6	22	32
Nev.	42.1	39.7	35	41
N.M.	42.4	12.5	33	64
Okla.	53.9	33.4	19	51
Vt.	70.9	36.3	5	48
W.Va.	60.0	13.0	15	63

* Table includes only those states whose medical and osteopathic boards maintain separate sites.

SURVEY OF STATE MEDICAL BOARD WEB SITES 2006

GENERAL INFORMATION

1. State Abbreviation

2-State

3-MD/DO/Combination Board

4-URL

SUMMARY OF POINTS

4A-Name Of Board:

22.5

A-Summary Of Web Site Search Capabilities

I-TOTAL POINTS

15.0

B-Summary Of Identifying Physician Information

17.5

C-Summary Of Physician-Specific Board Disciplinary Actions

5-WEB SITE GRADE

15.0

D-Summary Of Hospital Disciplinary Actions

7.5

E-Summary Of Federal Disciplinary Actions

10.0

F-Summary Of Malpractice Information

7.5

G-Summary Of Conviction Information

5.0

H-Summary Of Other Web Site Items

Date Of Data Collection:

Amount Of Time On Site:

Who Did Data Collection:

Who Did Data Entry:

Who Proofed Data:

WEB SITE SEARCH CAPABILITIES

6-Search By Physician Name:

6.188

7-Search By Location:

2.182

8-Search By License:

1.125

9-Search By Specialty:

1.688

10-Search By Hospital:

3.375

10A-Results Obtained With
Only One Search:

7.312

10B-Results Obtained With
More Than One Search:

IDENTIFYING PHYSICIAN INFORMATION

11-Name Of Physician:

4.5

12-Date Of Birth:

1.5

13-Address:

1.5

14-License Number:

0.75

15-License Status:

1.875

16-Specialty:

2.625

17-Specialty Verified:

2.25

SURVEY OF STATE MEDICAL BOARD WEB SITES 2006

PHYSICIAN SPECIFIC BOARD DISCIPLINARY ACTIONS

Disciplinary Action Information On The Web Site

18-Offense:	1.531
19-Date Of Action:	1.313
20-Board Action:	1.313
21-Actual Board Order:	0.875
22-Summary Of Board Action:	0.875
23-Number Of Open Investigations:	0.656
24-Summary Of Named Actions: (i.e. pdf of actions against many docs)	0.656
25-Actions On Web Site For Physicians Without Active License:	0.438
26-Actions From Other States:	1.094

Stated Update Schedule On The Web Site

27-Regular Update Schedule Stated On Web Site:	1.75
28-Updates Posted Within 2 Weeks Of Each Board Meeting:	1.313
29-Emergency Actions Posted Before Next Regular Update:	1.313

Archives Of Disciplinary Actions On Web Site

30-Archives Of At Least One Year:	1.531
31-Archives Of At Least Five Years:	1.75
32-Length of Time That Actions Are Archived Is Stated Clearly On Web Site (FAQ Or Elsewhere):	1.094

HOSPITAL DISCIPLINARY ACTIONS

33-States That Hospital Actions Are On Site:	3.00
34-Hospital Actions Verified Or From Original Source:	2.00
35-Date Of Hospital Action:	1.875
36-Hospital Offense:	3.00
37-Hospital Action:	1.875
38-Summary Of Order:	1.50
39-Actual Order Included:	1.50

FEDERAL DISCIPLINARY ACTIONS

40-States That Federal Actions Are On Web Site:	1.875
41-Medicare Offense:	0.563
42-Medicare Action:	0.563
43-Medicare Date Of Action:	0.375
44-Medicare Actions Verified:	0.375
45-FDA Offense:	0.563
46-FDA Action:	0.563
47-FDA Date Of Action:	0.375
48-FDA Actions Verified:	0.375
49-DEA Offense:	0.563
50-DEA Action:	0.563
51-DEA Date Of Action:	0.375
52-DEA Actions Verified:	0.375

**Continue
Data Entry**

MALPRACTICE

53-States That Malpractice Payouts Are On Web Site:	2.5
54-Some Malpractice Information Is Included:	0.75
55-All Malpractice Payouts Are Included:	2.5
56-Amount Of All Mapractice Payouts Is Included:	1.25
57-Malpractice Verified Or From Original Source:	1.50
58-Malpractice Archives Are Present:	1.50

CONVICTIONS

59-States That Conviction Information Is Available On Web Site:	1.875
60-Conviction Information Verified Or From Original Source:	1.50
61-Number Of Criminal Convictions/ No Contest Pleas:	1.125
62-Some Felony/Misdemeanor Information Is Included:	0.938
63-All Felony/Misdemeanor Information Is Included:	1.13
64-Details Of Convictions Are Provided:	0.938

OTHER WEB SITE ITEMS

65-States That Statutes/Rules For Physicians Available Online:	0.875
66-Complaint Form Provided Online:	2.75
67-Consumer FAQ/Explanation Of What Is On Site:	1.375