

U. S. SENATE

U. S. HOUSE

1 Class-action cutback

S. 5, 2/10/2005, Roll Call No. 9
Final passage of a bill effectively denying many consumers equal access to the courts. By changing procedures for filing both state and interstate class-action lawsuits, many more cases would be decided in federal court, where judges are less likely than state court judges to certify a case to proceed. (No. 1-Class action)
Passed: 72 Yes to 26 No; Public Citizen Vote: No

2 Gun liability

S. 397, 7/29/2005, Roll Call No. 219
Passage of a bill prohibiting lawsuits against gun and ammunition makers, distributors, dealers and importers of firearms for injuries resulting from the criminal or unlawful misuse of their products unless the dealer knew in advance that the product would be used in a crime of violence or in drug trafficking. The bill required dismissal of litigation pending at the time of enactment. (No. 2-Gun liability)
Passed: 65 Yes to 31 No; Public Citizen Vote: No

3 Asbestos trust fund

S. 852, 2/14/2006, Roll Call No. 21
Procedural vote (60-vote supermajority needed) to waive provisions of the Budget Act so the Senate could consider creation of a \$140 billion, 30-year trust fund, paid for by corporations with major asbestos liabilities, that would restrict lawsuits and slash the financial liability of corporations and the rights of workers, consumers and residents of factory towns who were knowingly exposed to asbestos, passing the cost on to taxpayers. (No. 3-Asbestos)
Failed: 58 Yes to 41 No; Public Citizen Vote: No

4 Medical malpractice

S. 22, 5/8/2006, Roll Call No. 115
Procedural vote (60-vote supermajority needed) to overcome objections to considering a bill limiting the rights of patients injured by medical negligence, such as paralysis, brain damage and disfigurement, to recover damages by erecting barriers to a victim's ability to access the courts. This bill appeared to have a flexible damage cap; however, in practice, it set the same \$250,000 damages limit proposed in prior years, shielding doctors, hospitals, HMOs, nursing homes, and drug and medical device companies from punitive damages for reckless misconduct. (No. 4-MedMal)
Failed: 48 Yes to 42 No; Public Citizen Vote: No

9 Renewable energy standard

H.R. 6, 6/16/2005, Roll Call No. 141
Amendment mandated that 10 percent of electricity be generated from non-hydroelectric dam renewable resources by 2020 (2 percent of our power now comes from renewable energy). This amendment would have been the first federal requirement increasing reliance on renewable energy, but it was later dropped from the final bill. (No. 9-Renewable)
Passed: 52 Yes to 48 No; Public Citizen Vote: Yes

10 Energy Bill

H.R. 6, 7/29/2005, Roll Call No. 213
Final passage of what Sen. John McCain (R-Ariz.) called the "No Lobbyist Left Behind" bill because of its \$5 billion in subsidies to oil companies, \$9 billion to the coal industry and \$13 billion for new nuclear power plants. It was the most expensive energy bill in our history with only minimal provisions for affordable or clean energy. (No. 10-Energy)
Passed: 74 Yes to 26 No; Public Citizen Vote: No

11 Windfall profits tax on oil companies

S. 2020, 11/17/2005, Roll Call No. 339
Procedural vote (60-vote super majority needed) to allow consideration of an amendment that would have ordered the Treasury Department to impose a one-time income tax on oil company profits to raise \$2.92 billion, with proceeds dedicated to the Low-Income Home Energy Assistance Fund. (No. 11-Windfall)
Failed: 50 Yes to 48 No; Public Citizen Vote: Yes

12 Dominican Republic-Central America-United States Free Trade Agreement

H.R. 3045, 7/28/2005, Roll Call No. 209
Passage of a trade agreement expanding the North American Free Trade Agreement (NAFTA) to Guatemala, El Salvador, Honduras, Costa Rica, Nicaragua and the Dominican Republic. Based on the failed NAFTA model, which has caused the "race to the bottom" in labor and environmental standards and has promoted privatization and deregulation of key public services, it was passed by the Senate by the lowest margin ever for a trade agreement. (No. 12-CAFTA)
Passed: 55 Yes to 45 No; Public Citizen Vote: No

13 United States-Oman Free Trade Agreement

S. 3569, 6/29/2006, Roll Call No. 190
Passage of a trade agreement replicating the failed NAFTA and Central America Free Trade Agreement model, which has caused the "race to the bottom" in labor and environmental standards and has promoted privatization and deregulation of key public services. It is part of the administration's strategy to create a Middle East Free Trade Area. (No. 13-Oman)
Passed: 60 Yes to 34 No; Public Citizen Vote: No

1 Class-action cutback

S. 5, 2/17/2005, Roll Call No. 38
Final passage of a bill effectively denying many consumers equal access to the courts. By changing procedures for filing both state and interstate class-action lawsuits, many more cases would be decided in federal court, where judges are less likely than state court judges to certify a case to proceed. (No. 1-Class action)
Passed: 279 Yes to 149 No; Public Citizen Vote: No

2 Medical malpractice

H.R. 5, 7/28/2005, Roll Call No. 449
Passage of a bill that imposed a \$250,000 limit on pain and suffering from injuries caused by medical malpractice such as paralysis, brain damage and disfigurement. The bill shielded doctors, hospitals, HMOs, nursing homes, and drug and medical device companies from punitive damages for reckless misconduct. (No. 2-MedMal)
Passed: 230 Yes to 194 No; Public Citizen Vote: No

3 Gun liability

S. 397, 10/20/2005, Roll Call No. 534
Final passage of a bill prohibiting lawsuits against gun and ammunition makers, distributors, dealers and importers of firearms for injuries resulting from criminal or unlawful misuse of their products unless the dealer knew in advance that the product would be used in a violent crime or in drug trafficking. The bill required dismissal of litigation pending at the time of enactment. (No. 3-Gun liability)
Passed: 283 Yes to 144 No; Public Citizen Vote: No

4 Restricting legal rights

H.R. 420, 10/27/2005, Roll Call No. 553
Passage of a bill changing parts of Rule 11 of the Federal Rules of Civil Procedure, designed to discourage abusive litigation tactics, back to a prior version found to have a discriminatory impact on civil rights and consumer litigation. It would make it easier for corporations to discourage the filing of cases with merit, because it replaced judicially determined penalties with mandatory sanctions against attorneys filing cases with "questionable merit." (No. 4-Lawsuits)
Passed: 228 Yes to 184 No; Public Citizen Vote: No

5 Estate tax permanent repeal

H.R. 8, 4/13/2005, Roll Call No. 102
Passage of a bill to permanently repeal the estate tax at a cost to the U.S. Treasury of \$1 trillion over 10 years. The estate tax affects one-quarter of 1 percent of the wealthiest Americans. Eighteen families worth a total of \$185.5 billion financed and coordinated a stealthy and misleading 10-year repeal effort. (No. 5-Estate tax)
Passed: 272 Yes to 162 No; Public Citizen Vote: No

6 Unregulated online campaign spending

H.R. 1606, 11/2/2005, Roll Call No. 559
Passage under suspension of the rules of a bill to exempt internet communications — including campaign communications and paid campaign advertisements — from two-thirds majority Under suspension, the two-thirds majority necessary to pass a bill was not achieved by this

vote. (No. 6-Online spending)

Failed: 225 Yes to 182 No; Public Citizen Vote: No

7 Closing the campaign finance loophole for 527 groups

H.R. 513, 4/5/2006, Roll Call No. 88
Passage of a bill to subject Section 527 political organizations to the same campaign finance limits and disclosure requirements that apply to all other political action committees, with the Federal Election Commission setting rules for how 527s can allocate funding between federal campaign activity and nonfederal activity. (No. 7-527)
Passed: 218 Yes to 209 No; Public Citizen Vote: Yes

8 Weak lobbying overhaul

H.R. 4975, 5/3/2006, Roll Call No. 119
Passage of a weak lobbying reform bill that failed to address any major ethics problems that plague Congress and the lobbying industry. Its purpose was to allow members of Congress to claim that they voted for a reform package while doing nothing to change business as usual on Capitol Hill. (No. 8-Lobbying)
Passed: 217 Yes to 213 No; Public Citizen Vote: No

9 Fuel economy standards

H.R. 6, 4/20/2005, Roll Call No. 121
Passage of an amendment to H.R. 6 to require the Department of Transportation to issue regulations increasing fuel economy standards to at least 33 miles per gallon in vehicles manufactured by the model year 2015. (No. 9-Fuel Econ)
Failed: 177 Yes to 254 No; Public Citizen Vote: Yes

10 Drilling in Alaska's Arctic National Wildlife Refuge

H.R. 5429, 5/25/2006, Roll Call No. 209
Passage of a bill to open the Arctic National Wildlife Refuge to oil and gas production in a sensitive habitat, thereby harming the environment. Raising fuel economy standards and investing in mass transit and renewable energy are more effective ways to curb our oil addiction. (No. 10-ANWR)
Passed: 225 Yes to 201 No; Public Citizen Vote: No

11 Preserve regulations over the electric power industry

H.R. 6, 4/20/2005, Roll Call No. 123
Passage of an amendment to strike the Public Utility Holding Company Act (PUHCA) repeal language from the energy bill, H.R. 6. After Enron's fraud and the electric deregulation failure, PUHCA still could protect citizens from other power company abuses — until this bill targeted PUHCA for repeal. (No. 11-PUHCA)
Failed: 188 Yes to 243 No; Public Citizen Vote: Yes

12 Deny protections for MTBE producers

H.R. 6, 4/21/2005, Roll Call No. 129
Passage of an amendment to remove the liability shield, inserted by House Energy and Commerce Committee Chairman Joe Barton and former Majority Leader Tom DeLay (R-Texas) into the energy bill, H.R. 6, to limit lawsuits against oil

companies that manufacture the gasoline additive MTBE, even though the industry knew of MTBE's hazards. At least 157 lawsuits have been filed against MTBE producers in 17 states for drinking water contamination. (No. 12-MTBE)
Failed: 213 Yes to 219 No; Public Citizen Vote: Yes

13 Energy bill

H.R. 6, 7/28/2005, Roll Call No. 445
Final passage of what Sen. John McCain (R-Ariz.) called the "No Lobbyist Left Behind" bill because of its \$5 billion in subsidies to oil companies, \$9 billion to the coal industry and \$13 billion for new nuclear power plants, the most expensive energy bill in our history, with only minimal provisions for affordable or clean energy. (No. 13-Energy)
Passed: 275 Yes to 156 No; Public Citizen Vote: No

14 Cut funds for reprocessing 14 nuclear waste

H.R. 5427, 5/24/2006, Roll Call No. 197
Passage of an amendment to cut \$40 million from the Energy Department's nuclear reprocessing research program. Reprocessing, which separates plutonium from a spent fuel rod, pollutes, is expensive and risky because separated plutonium is easier to divert for nuclear weapons, and it doesn't get rid of nuclear waste. (No. 14-Nuclear)
Failed: 128 Yes to 295 No; Public Citizen Vote: Yes

15 Oil refinery giveaways

H.R. 3893, 10/7/2005, Roll Call No. 519
Passage of an oil industry wish list that would gut clean air laws, minimize the ability of communities to have input on whether refineries are built in their neighborhoods and allow oil companies to recover legal fees from environmental groups that unsuccessfully bring challenges against oil projects. (No. 15-Refinery)
Passed: 212 Yes to 210 No; Public Citizen Vote: No

16 United States-Oman Free Trade Agreement

H.R. 5684, 7/20/2006, Roll Call No. 392
Passage of a trade agreement replicating the failed North American Free Trade Agreement (NAFTA) and Central America Free Trade Agreement model, which has caused the "race to the bottom" in labor and environmental standards and has promoted privatization and deregulation of key public services. It is part of the administration's strategy to create a Middle East Free Trade Area. (No. 16-Oman)
Passed: 221 Yes to 205 No; Public Citizen Vote: No

17 Dominican Republic-Central America-United States Free Trade Agreement

H.R. 3045, 7/27/2005, Roll Call No. 443
Passage of a trade agreement expanding NAFTA to Guatemala, El Salvador, Honduras, Costa Rica, Nicaragua and the Dominican Republic. Based on the failed NAFTA model, which has caused the "race to the bottom" in labor and environmental standards and has promoted privatization and deregulation of key public services, it was passed by the House by one vote in the middle of the night after months of heated debate. (No. 17-CAFTA)
Passed: 217 Yes to 215 No; Public Citizen Vote: No

VOTE CHART SYMBOLS

+	Vote for the Public Citizen position
-	Vote against the Public Citizen position
X	Member either did not vote or voted "present." An X generally counts against the member.
	Member was ineligible to vote. This is the case if a member was not in Congress at the time of the vote, for example. These do not count against a member.
Score	Votes for the Public Citizen position divided by the total number of included votes. Members ineligible to vote were not penalized for not voting.
AL	All-Large member

NEW JERSEY

From page 9



House Vote	Dist.	Score	1	2	3	4	5	6	7	8	9	10	11	12	13	14	15	16	17
Payne (D)	10	82%	+	+	+	+	+	+	+	+	+	+	+	+	X	+	+	+	+
Rothman (D)	9	88%	+	+	+	+	+	+	+	+	+	+	+	+	+	+	+	+	+
Saxton (R)	3	41%	-	-	-	-	-	-	+	+	+	+	+	+	+	+	+	-	-
Smith, C. (R)	4	53%	-	-	-	-	-	-	+	+	+	+	+	+	+	+	+	+	+

NEW MEXICO



Senate Vote	Score	1	2	3	4	5	6	7	8	9	10	11	12	13
Bingham (D)	69%	-	+	+	+	+	+	+	+	+	+	+	-	+
Domenici (R)	0%	-	-	-	-	-	-	-	-	-	-	-	-	-

House Vote	Dist.	Score	1	2	3	4	5	6	7	8	9	10	11	12	13	14	15	16	17
Pearce (R)	2	6%	-	-	-	-	X	+	-	-	-	-	-	-	-	-	-	-	-
Udall, T. (D)	3	88%	+	+	+	+	+	+	+	+	+	+	+	+	+	+	+	+	+
Wilson, H. (R)	1	18%	-	-	-	-	-	-	+	+	+	+	+	+	+	+	+	-	-

NEW YORK



Senate Vote	Score	1	2	3	4	5	6	7	8	9	10	11	12	13
Clinton (D)	92%	+	+	+	+	+	+	+	+	+	+	+	+	-
Schumer (D)	85%	-	+	+	+	+	X	+	+	+	+	+	+	+

House Vote	Dist.	Score	1	2	3	4	5	6	7	8	9	10	11	12	13	14	15	16	17
Ackerman (D)	5	82%	+	+	+	+	X	-	+	+	+	+	+	+	+	+	+	+	+
Bishop, T. (D)	1	94%	+	+	+	+	+	+	+	+	+	+	+	+	+	+	+	+	+
Boehert (R)	24	47%	-	-	-	-	+	+	+	+	+	+	+	+	+	+	+	+	-
Crowley (D)	7	82%	+	+	+	+	+	+	+	+	+	+	+	+	+	+	+	+	+
Engel (D)	17	94%	+	+	+	+	+	+	+	+	+	+	+	+	+	+	+	+	+
Fossella (R)	13	0%	-	-	-	-	-	-	-	-	-	-	-	-	-	-	-	-	-
Higgins (D)	27	82%	-	+	+	+	+	+	+	+	+	+	+	+	+	+	+	+	+
Hinchey (D)	22	94%	+	+	+	+	+	+	+	+	+	+	+	+	+	+	+	+	+
Israel (D)	2	88%	+	+	+	+	+	+	+	+	+	+	+	+	+	+	+	+	+
Kelly (R)	19	24%	-	-	-	-	+	+	-	X	+	X	+	+	+	+	+	-	-
King, P. (R)	3	24%	-	+	+	+	-	X	+	+	+	-	-	-	-	-	-	-	-
Kuhl (R)	29	6%	-	-	-	-	-	-	-	-	-	-	-	-	-	-	-	-	-
Lowe (D)	18	94%	+	+	+	+	+	+	+	+	+	+	+	+	+	+	+	+	+
Maloney (D)	14	100%	+	+	+	+	+	+	+	+	+	+	+	+	+	+	+	+	+
McCarthy (D)	4	82%	+	+	+	+	+	+	+	+	+	+	+	+	+	+	+	+	+
McHugh (R)	23	18%	-	-	-	-	-	-	-	-	-	-	-	-	-	-	-	-	-
McNulty (D)	21	94%	+	+	+	+	+	+	+	+	+	+	+	+	+	+	+	+	+
Meeks, G. (D)	6	59%	-	+	+	+	+	+	+	+	+	+	+	+	+	+	+	+	-
Nadler (D)	8	94%	+	+	+	+	+	+	+	+	+	+	+	+	+	+	+	+	+
Owens (D)	11	94%	+	+	+	+	+	+	+	+	+	+	+	+	+	+	+	+	+
Rangel (D)	15	88%	X	+	+	+	+	+	+	+	+	+	+	+	+	+	+	+	+
Reynolds (R)	26	12%	-	-	-	-	-	+	+	+	+	+	+	+	+	+	+	+	-
Serrano (D)	16	88%	+	+	+	+	+	+	+	+	+	+	+	+	+	+	+	+	+
Slaughter (D)	28	88%	+	+	+	+	+	+	+	+	+	+	+	+	+	+	+	+	+
Sweeney (R)	20	18%	-	-	-	-	-	+	+	+	+	+	+	+	+	+	+	+	-
Towns (D)	10	65%	+	+	+	+	+	+	+	+	+	+	+	+	+	+	+	+	+
Velazquez (D)	12	88%	+	+	+	+	+	+	+	+	+	+	+	+	+	+	+	+	+
Walsh (R)	25	24%	-	-	-	-	-	+	+	+	+	+	+	+	+	+	+	+	-
Weiner (D)	9	88%	+	+	+	+	+	+	+	+	+	+	+	+	+	+	+	+	+

NORTH CAROLINA



Senate Vote	Score	1	2	3	4	5	6	7	8	9	10	11	12	13
Burr (R)	8%	-	-	-	-	-	-	-	-	-	-	-	-	+
Dole (R)	8%	-	-	-	-	-	-	-	-	-	-	-	-	+

House Vote	Dist.	Score	1	2	3	4	5	6	7	8	9	10	11	12	13	14	15	16	17
Butterfield (D)	1	71%	+	+	+	+	+	+	+	+	+	+	+	+	+	+	+	+	+
Coble (R)	6	29%	-	+	-	-	+	+	+	+	+	+	+	+	+	+	+	+	+
Etheridge (D)	2	71%	+	+	+	+	X	+	+	+	+	+	+	+	+	+	+	+	+
Fox (R)	5	12%	-	-	-	-	-	-	-	-	-	-	-	-	-	-	-	-	-
Hayes (R)	8	12%	-	-	-	-	-	-	-	-	-	-	-	-	-	-	-	-	-
Jones, W. (R)	3	35%	-	-	-	-	-	-	-	-	-	-	-	-	-	-	-	-	-
McHenry (R)	10	12%	-	-	-	-	-	-	-	-	-	-	-	-	-	-	-	-	-
McIntyre (D)	7	59%	+	+	+	+	+	+	+	+	+	+	+	+	+	+	+	+	+
Miller, B. (D)	13	88%	+	+	+	+	+	+	+	+	+	+	+	+	+	+	+	+	+
Myrick (R)	9	6%	-	-	-	-	-	-	-	-	-	-	-	-	-	-	-	-	-
Price, D. (D)	4	88%	+	+	+	+	+	+	+	+	+	+	+	+	+	+	+	+	+
Taylor, C. (R)	11	12%	-	-	-	-	-	-	-	-	-	-	-	-	-	-	-	-	X
Watt (D)	12	88%	+	+	+	+	+	+	+	+	+	+	+	+	+	+	+	+	+

NORTH DAKOTA



Senate Vote	Score	1	2	3	4	5	6	7	8	9	10	11	12	13
Conrad (D)	69%	-	-	+	X	+	+	+	+	+	+	+	+	+
Dorgan (D)	85%	+	-	+	+	+	+	+	+	+	+	+	+	+


House Vote	Dist.	Score	1	2	3	4	5	6	7	8	9	10	11	12	13	14	15	16	17
Pomeroy (D)	AL	59%	-	-	-	+	+	+	+	+	+	+	+	+	+	+	+	+	+

OHIO




Senate Vote	Score	1	2	3	4	5	6	7	8	9	10	11	12	13
DeWine (R)	15%	-	+	-	-	-	-	-	-	-	-	-	-	-
Voinovich (R)	15%	-	-	-	-	-	-	-	-	-	-	-	-	-


House Vote	Dist.	Score	1	2	3	4	5	6	7	8	9	10	11	12	13	14	15	16	17
Boehner (R)	8	6%	-	-	-	-	-	-	-	-	-	-	-	-	-	-	-	-	-
Brown, S. (D)	13	88%	+	+	+	+	+	+	+	+	+	+	+	+	+	+	+	+	+
Chabot (R)	1	6%	-	-	-	-	-	-	-	-	-	-	-	-	-	-	-	-	-
Gillmor (R)	5	12%	-	-	-	-	X	+	+	+	+	+	+	+	+	+	+	+	+
Hobson (R)	7	12%	-	-	-	-	-	-	-	-	-	-	-	-	-	-	-	-	-
Jones, S. (D)	11	82%	+	+	+	+	+	+	+	+	+	+	+	+	+	+	+	+	+
Kaptur (D)	9	76%	+	+	+	+	+	+	+	+	+	+	+	+	+	+	+	+	+
Kucinich (D)	10	94%	+	+	+	+	+	+	+	+	+	+	+	+	+	+	+	+	+
LaTourrette (R)	14	24%	-	-	-	-	-	-	-	-	-	-	-	-	-	-	-	-	-
Ney (R)	18	18%	-	-	-	-	-	-	-	-	-	-	-	-	-	-	-	-	-
Oxley (R)	4	6%	-	-	-	-	-	X	+	+	+	+	+	+	+	+	+	+	+
Pryce, D. (R)	15	6%	-	-	-	-	-	-	X	+	+	+	+	+	+	+	+	+	+
Regula (R)	16	12%	-	-	-	-	-	-	-	-	-	-	-	-	-	-	-	-	-
Ryan, T. (D)	17	71%	+	+	+	+	-	-	-	+	+	+	+	+	+	+	+	+	+
Schmidt (R)	2	25%	+	+	+	-	-	-	-	-	-	-	-	-	-	-	-	-	-
Strickland (D)	6	65%	+	+	+	+	+	+	+	+	+	+	+	+	+	+	+	+	+
Tiberi (R)	12	12%	-	-	-	-	-	-	-	-	-	-	-	-	-	-	-	-	-
Turner (R)	3	12%	-	-	-	-	-	-	-	-	-	-	-	-	-	-	-	-	-

OKLAHOMA 


Senate Vote	Score	1	2	3	4	5	6	7	8	9	10	11	12	13				
Coburn (R)	8%	-	-	-	X	-	-	-	-	-	-	-	-	+				
Inhofe (R)	8%	-	-	+	-	-	-	-	-	-	-	-	-	-				
House Vote	Score	1	2	3	4	5	6	7	8	9	10	11	12	13	14	15	16	17
Boren (D)	18%	-	-	-	-	-	-	-	-	-	-	-	-	-	-	-	-	+
Cole (R)	6%	-	-	-	-	-	-	-	-	-	-	-	-	-	-	-	-	-
Istook (R)	6%	-	-	-	-	-	-	-	-	-	-	-	-	-	-	-	-	-
Lucas (R)	6%	-	-	-	-	-	-	-	-	-	-	-	-	-	-	-	-	-
Sullivan (R)	6%	-	-	-	-	-	-	-	-	-	-	-	-	-	-	-	-	-

OREGON 


Senate Vote	Score	1	2	3	4	5	6	7	8	9	10	11	12	13				
Smith, G. (R)	8%	-	X	-	-	-	-	-	-	-	-	-	-	-				
Wyden (D)	92%	+	+	+	+	+	+	+	+	+	+	+	+	+				
House Vote	Score	1	2	3	4	5	6	7	8	9	10	11	12	13	14	15	16	17
Blumenauer (D)	88%	+	+	+	+	-	+	+	+	+	+	+	+	+	+	+	+	+
Defazio (D)	88%	+	+	-	+	+	+	+	+	+	+	+	+	+	+	+	+	+
Hooley (D)	88%	+	+	+	+	-	+	+	+	+	+	+	+	+	+	+	+	+
Walden (R)	12%	-	-	-	-	-	-	-	-	-	-	-	-	-	-	-	-	-
Wu (D)	82%	-	X	+	+	+	+	+	+	+	+	+	+	+	+	+	+	+

PENNSYLVANIA 


Senate Vote	Score	1	2	3	4	5	6	7	8	9	10	11	12	13				
Santorum (R)	0%	X	-	-	-	-	-	-	-	-	-	-	-	-				
Specter (R)	31%	-	-	-	-	X	-	-	-	+	-	-	-	-				
House Vote	Score	1	2	3	4	5	6	7	8	9	10	11	12	13	14	15	16	17
Brady, R. (D)	71%	+	+	+	+	X	-	+	+	-	+	X	-	+	+	+	+	+
Dent (R)	6%	-	-	-	-	-	-	-	-	-	-	-	-	-	-	-	-	-
Doyle (D)	76%	+	+	+	+	+	-	+	+	+	-	-	-	-	-	-	-	-
English (R)	12%	-	-	-	-	-	-	-	-	-	-	-	-	-	-	-	-	-
Fattah (D)	88%	+	+	+	+	-	+	+	+	+	+	+	+	+	+	+	+	+
Fitzpatrick (R)	47%	-	-	+	-	-	-	+	+	-	+	+	X	+	+	+	+	+
Gerlach (R)	24%	-	-	-	-	-	-	-	+	+	-	-	X	-	-	-	-	-
Hart (R)	4%	-	-	-	-	-	-	-	-	-	-	-	-	-	-	-	-	-
Holden (D)	47%	-	-	-	-	-	-	-	-	-	-	-	-	-	-	-	-	-
Kanjorski (D)	53%	-	+	+	+	+	-	+	-	+	-	+	-	+	+	+	+	+
Murphy (R)	6%	-	-	-	-	-	-	-	-	-	-	-	-	-	-	-	-	-
Murtha (D)	47%	-	-	-	-	-	-	-	-	-	-	-	-	-	-	-	-	-
Peterson, J. (R)	6%	-	-	-	-	-	-	-	-	-	-	-	-	-	-	-	-	-
Pitts (R)	6%	-	-	-	-	-	-	-	-	-	-	-	-	-	-	-	-	-
Platts (R)	29%	-	-	-	-	-	-	-	-	-	-	-	-	-	-	-	-	-
Schwartz, A. (D)	94%	+	+	+	+	+	-	+	+	+	+	+	+	+	+	+	+	+
Sherwood (R)	6%	-	-	-	-	-	-	-	-	-	-	-	-	-	-	-	-	-
Shuster (R)	6%	-	-	-	-	-	-	-	-	-	-	-	-	-	-	-	-	-
Weidon, C. (R)	35%	-	-	-	-	-	-	-	-	-	-	-	-	-	-	-	-	-

RHODE ISLAND 


Senate Vote	Score	1	2	3	4	5	6	7	8	9	10	11	12	13				
Chafee (R)	62%	-	+	-	-	-	+	+	+	+	+	+	-	X				
Reed, J. (D)	92%	-	+	+	+	+	+	+	+	+	+	+	+	+				
House Vote	Score	1	2	3	4	5	6	7	8	9	10	11	12	13	14	15	16	17
Kennedy, P. (D)	76%	+	+	+	+	+	-	+	+	X	+	+	+	+	+	+	+	+
Langevin (D)	94%	+	+	+	+	+	+	-	+	+	+	+	+	+	+	+	+	+

SOUTH CAROLINA 


Senate Vote	Score	1	2	3	4	5	6	7	8	9	10	11	12	13				
DeMint (R)	8%	-	-	-	+	-	-	-	-	-	-	-	-	-				
Graham (R)	23%	-	-	-	+	+	-	-	-	-	-	-	-	+				
House Vote	Score	1	2	3	4	5	6	7	8	9	10	11	12	13	14	15	16	17
Barrett (R)	6%	-	-	-	-	-	-	-	-	-	-	-	-	-	-	-	-	-
Brown, H. (R)	6%	-	-	-	-	-	-	-	-	-	-	-	-	-	-	-	-	-
Clyburn (D)	76%	+	+	+	X	+	+	-	+	+	+	+	+	+	+	+	+	+
Inglis (R)	18%	-	-	-	-	-	-	-	-	-	-	-	-	-	-	-	-	-
Spratt (D)	82%	+	+	-	+	+	+	+	+	+	+	+	+	+	+	+	+	+
Wilson, J. (R)	6%	-	-	-	-	-	-	-	-	X	-	-	-	-	-	-	-	-

SOUTH DAKOTA 

Senate Vote	Score	1	2	3	4	5	6	7	8	9	10	11	12	13				
Johnson, Tim (D)	77%	-	-	-	+	+	+	+	+	+	+	+	+	+				
Thune (R)	23%	-	-	-	+	-	-	-	-	-	-	-	-	+				
House Vote	Score	1	2	3	4	5	6	7	8	9	10	11	12	13	14	15	16	17
Herseth (D)	65%	+	+	-	+	+	-	-	+	+	+	-	+	+	+	+	+	+

TENNESSEE 


Senate Vote	Score	1	2	3	4	5	6	7	8	9	10	11	12	13				
Alexander, L. (R)	0%	-	-	-	-	-	-	-	-	-	-	-	-	-				
Frist (R)	8%	-	-	-	+	-	-	-	-	-	-	-	-	-				
House Vote	Score	1	2	3	4	5	6	7	8	9	10	11	12	13	14	15	16	17
Blackburn (R)	6%	-	-	-	-	-	-	-	-	-	-	-	-	-	-	-	-	-
Cooper (D)	71%	-	+	-	+	+	+	-	+	+	+	+	+	+	+	+	+	+
Davis, L. (D)	35%	-	-	-	-	-	-	-	-	-	-	-	-	-	-	-	-	-
Duncan (R)	18%	-	+	-	-	-	-	-	-	-	-	-	-	-	-	-	-	-
Ford (D)	76%	-	+	+	+	+	+	+	+	+	+	+	+	+	+	+	+	+
Gordon (D)	47%	-	-	-	-	-	-	-	-	-	-	-	-	-	-	-	-	-
Jenkins (R)	12%	-	+	-	-	-	-	-	-	-	-	-	-	-	-	-	-	-
Tanner (D)	47%	-	+	-	-	+	+	X	+	-	+	+	+	+	+	+	+	+
Wamp (R)	12%	-	-	-	-	-	-	-	-	-	-	-	-	-	-	-	-	-

TEXAS 

Senate Vote	Score	1	2	3	4	5	6	7	8	9	10	11	12	13				
Cornyn (R)	0%	-	-	-	-	-	-	-	-	-	-	-	-	-				
Hutchison (R)	0%	-	-	-	-	-	-	-	-	-	-	-	-	-				
House Vote	Score	1	2	3	4	5	6	7	8	9	10	11	12	13	14	15	16	17
Barton (R)	6%	-	-	-	-	-	-	-	-	-	-	-	-	-	-	-	-	-
Bonilla (R)	12%	-	-	-	-	-	-	-	-	-	-	-	-	-	-	-	-	-
Brady, K. (R)	6%	-	-	-	-	-	-	-	-	-	-	-	-	-	-	-	-	-
Burgess (R)	6%	-	X	-	-	-	-	-	-	-	-	-	-	-	-	-	-	-
Carter (R)	6%	-	-	-	-	-	-	-	-	-	-	-	-	-	-	-	-	-
Conaway (R)	6%	-	-	-	-	-	-	-	-	-	-	-	-	-	-	-	-	-
Cuellar (D)	6%	-	-	-	-	-	-	-	-	-	-	-	-	-	-	-	-	-
Culberson (R)	6%	-	-	-	-	-	-	-	-	-	-	-	-	-	-	-	-	-
DeLay (R)	6%	-	-	X	-	-	-	-	-	X	-	-	-	-	-	-	-	-
Doggett (D)	94%	+	+	+	+	+	+	+	+	+	+	+	+	+	+	+	+	+
Edwards (D)	29%	-	+	-	-	-	-	-	-	-	-	-	-	-	-	-	-	-
Gohmert (R)	0%	-	-	-	-	-	-	-	-	-	-	-	-	-	-	-	-	-
Gonzalez (D)	65%	-	+	+	+	+	+	+	+	+	+	+	+	+	+	+	+	+
Granger (R)	6%	-	-	-	-	-	-	-	-	-	-	-	-	-	-	-	-	-
Green, A. (D)	65%	+	+	+	+	+	+	+	+	+	+	+	+	+	+	+	+	+


Continued on page 12

TEXAS
From page 11




House Vote	Score	Dist.	1	2	3	4	5	6	7	8	9	10	11	12	13	14	15	16	17
Green, G. (D)	53%	29	+	+	+	+	+	+	+	+	-	-	-	-	-	-	+	+	+
Hall (R)	6%	4	-	-	-	X	-	-	-	-	-	-	-	-	-	-	-	-	-
Hensarling (R)	0%	5	-	-	-	-	-	-	-	-	-	-	-	-	-	-	-	-	-
Hinojosa (D)	35%	15	-	+	+	+	+	+	+	+	-	-	-	-	-	-	-	+	+
Jackson Lee, S. (D)	71%	18	+	+	+	+	+	+	+	+	+	+	+	+	+	+	+	+	+
Johnson, E. (D)	82%	30	+	+	+	+	+	+	+	+	+	+	+	+	+	+	+	+	+
Johnson, Sam (R)	6%	3	-	X	-	-	-	-	-	-	-	-	-	-	-	-	-	-	-
Marchant (R)	6%	24	-	-	-	-	-	-	-	-	-	-	-	-	-	-	-	-	-
McCaul (R)	6%	10	-	-	-	-	-	-	-	-	-	-	-	-	-	-	-	-	-
Neugebauer (R)	0%	19	0	-	-	-	-	-	-	-	-	-	-	-	-	-	-	-	-
Ortiz (D)	47%	27	+	+	+	+	+	+	+	+	-	-	-	-	-	-	+	+	+
Paul (R)	35%	14	-	X	+	-	-	-	-	-	-	-	-	-	-	-	+	X	+
Poe (R)	6%	2	-	-	-	-	-	-	-	-	-	-	-	-	-	-	-	-	-
Reyes (D)	35%	16	-	+	-	X	+	X	-	+	-	-	-	-	-	-	-	+	+
Sessions, P. (R)	6%	32	-	-	-	-	-	-	+	-	-	-	-	-	-	-	-	-	-
Smith, L. (R)	6%	21	-	-	-	-	-	-	-	-	-	-	-	-	-	-	-	-	-
Thornberry (R)	6%	13	-	-	-	-	-	-	-	-	-	-	-	-	-	-	-	-	-

UTAH




Senate Vote	Score	Dist.	1	2	3	4	5	6	7	8	9	10	11	12	13				
Bennett (R)	0%		-	-	-	-	-	-	-	-	-	-	-	-	-				
Hatch (R)	0%		-	-	-	-	-	-	-	-	-	-	-	-	-				
House Vote	Score	Dist.	1	2	3	4	5	6	7	8	9	10	11	12	13	14	15	16	17
Bishop, R. (R)	6%	1	-	-	-	-	-	-	-	-	-	-	-	-	-	-	-	-	X
Cannon (R)	6%	3	-	-	-	-	-	-	-	-	-	-	-	-	-	-	-	-	-
Matheson (D)	35%	2	-	-	-	-	-	-	-	-	+	+	+	+	+	+	+	+	-

VERMONT




Senate Vote	Score	Dist.	1	2	3	4	5	6	7	8	9	10	11	12	13				
Jeffords (I)	54%		-	-	-	X	+	+	+	+	+	+	+	+	-				
Leahy (D)	85%		+	+	+	+	+	+	+	+	+	+	+	+	X				
House Vote	Score	Dist.	1	2	3	4	5	6	7	8	9	10	11	12	13	14	15	16	17
Sanders (I)	88%	AL	+	+	+	+	+	+	+	+	+	+	+	+	+	+	+	+	+

VIRGINIA




Senate Vote	Score	Dist.	1	2	3	4	5	6	7	8	9	10	11	12	13				
Allen, G. (R)	0%		-	-	-	-	-	-	-	-	-	-	-	-	-				
Warner (R)	0%		-	-	-	-	-	-	-	-	-	-	-	-	-				
House Vote	Score	Dist.	1	2	3	4	5	6	7	8	9	10	11	12	13	14	15	16	17
Boucher (D)	53%	9	-	+	+	+	+	+	+	+	+	+	+	+	+	+	+	+	+
Cantor (R)	6%	7	-	-	-	-	-	-	-	-	-	-	-	-	-	-	-	-	-
Davis, Jo Ann (R)	6%	1	-	-	-	-	-	-	-	-	-	-	-	-	-	-	-	X	X
Davis, T. (R)	24%	11	-	-	-	-	-	-	-	-	+	+	+	+	+	+	+	+	+
Drake (R)	6%	2	-	-	-	-	-	-	-	-	-	-	-	-	-	-	-	-	-
Forbes (R)	6%	4	-	-	-	-	-	-	-	-	-	-	-	-	-	-	-	-	-
Goode (R)	24%	5	-	-	-	-	-	-	-	-	-	-	-	-	-	-	-	-	+
Goodlatte (R)	6%	6	-	-	-	-	-	-	-	-	-	-	-	-	-	-	-	-	-
Moran, James (D)	71%	8	-	+	+	+	+	+	+	+	+	+	+	+	+	+	+	+	+
Scott, R. (D)	76%	3	+	+	+	+	+	+	+	+	+	+	+	+	+	+	+	+	+
Wolf (R)	29%	10	-	-	-	-	-	-	-	-	-	-	-	-	-	-	-	-	-

WASHINGTON




Senate Vote	Score	Dist.	1	2	3	4	5	6	7	8	9	10	11	12	13				
Cantwell (D)	69%		-	+	+	+	+	+	+	+	+	+	+	+	-				
Murray (D)	85%		+	+	+	+	+	+	+	+	+	+	+	+	X				
House Vote	Score	Dist.	1	2	3	4	5	6	7	8	9	10	11	12	13	14	15	16	17
Baird (D)	76%	3	-	+	+	+	+	+	+	+	+	+	+	+	+	+	+	+	+
Dicks (D)	71%	6	+	+	+	+	+	+	+	+	+	+	+	+	+	+	+	+	+
Hastings, D. (R)	6%	4	-	-	-	-	-	-	-	-	-	-	-	-	-	-	-	-	-
Inslee (D)	94%	1	+	+	+	+	+	+	+	+	+	+	+	+	+	+	+	+	+
Larsen, R. (D)	59%	2	-	+	+	+	+	+	+	+	+	+	+	+	+	+	+	+	+
McDermott (D)	94%	7	+	+	+	+	+	+	+	+	+	+	+	+	+	+	+	+	+
McMorris (R)	0%	5	-	-	-	-	-	-	-	-	-	-	-	-	-	-	-	-	-
Reichert (R)	18%	8	X	-	-	-	-	-	-	-	-	-	-	-	-	-	-	-	-
Smith, A. (D)	76%	9	-	+	+	+	+	+	+	+	+	+	+	+	+	+	+	+	+

WEST VIRGINIA




Senate Vote	Score	Dist.	1	2	3	4	5	6	7	8	9	10	11	12	13				
Byrd (D)	77%		+	-	+	+	+	+	+	+	+	-	-	-	+				
Rockefeller (D)	54%		-	-	+	X	X	X	+	+	+	+	+	+	+				
House Vote	Score	Dist.	1	2	3	4	5	6	7	8	9	10	11	12	13	14	15	16	17
Capito (R)	12%	2	-	-	-	-	-	-	-	-	-	-	-	-	-	-	-	-	+
Mollohan (D)	65%	1	+	+	+	+	+	+	+	+	X	+	+	+	+	+	+	+	+
Rahall (D)	53%	3	-	+	-	+	-	-	-	-	+	+	+	+	+	+	+	+	+

WISCONSIN



Senate Vote	Score	Dist.	1	2	3	4	5	6	7	8	9	10	11	12	13				
Feingold (D)	100%		+	+	+	+	+	+	+	+	+	+	+	+	+				
Kohl (D)	69%		-	-	-	+	+	+	+	+	+	+	+	+	+				
House Vote	Score	Dist.	1	2	3	4	5	6	7	8	9	10	11	12	13	14	15	16	17
Baldwin (D)	100%	2	+	+	+	+	+	+	+	+	+	+	+	+	+	+	+	+	+
Green, M. (R)	18%	8	-	-	-	-	-	-	-	-	-	-	-	-	-	-	-	-	-
Kind (D)	71%	3	-	+	+	+	+	+	+	+	+	+	+	+	+	+	+	+	+
Moore, G. (D)	94%	4	+	+	+	+	+	+	+	+	+	+	+	+	+	+	+	+	+
Obey (D)	82%	7	+	+	-	X	+	+	+	+	+	+	+	+	+	+	+	+	+
Petri (R)	35%	6	-	-	-	-	-	-	-	-	-	-	-	-	-	-	-	-	-
Ryan, P. (R)	12%	1	-	-	-	-	-	-	-	-	-	-	-	-	-	-	-	-	-
Sensenbrenner (R)	35%	5	-	X	-	X	-	-	-	-	-	-	-	-	-	-	-	-	-

WYOMING



Senate Vote	Score	Dist.	1	2	3	4	5	6	7	8	9	10	11	12	13				
Enzi (R)	8%		-	-	-	-	-	-	-	-	-	-	-	-	-				
Thomas, C. (R)	8%		-	-	-	-	-	-	-	-	-	-	-	-	-				
House Vote	Score	Dist.	1	2	3	4	5	6	7	8	9	10	11	12	13	14	15	16	17
Cubin (R)	12%	AL	-	-	-	-	-	-	X	+	-	-	-	-	-	-	-	-	-