

2:00



3813 Kendale Road, Annandale, VA 22003
 Tel: (866) 942-5045 / Fax: (866) 942-5046
 www.solutionpaintingva.com
 solupaint@hotmail.com

Contract
 Licensed Bonded & Insured

Mario Vega
 571.259.9430

CONTRACT SUBMITTED TO <u>Jane Perez</u>		JOB LOCATION <u>22031</u>	DATE <u>May-02-2011</u>
STREET <u>9307 Marycrest ST</u>		E-MAIL <u>jane.perez@verizon.net</u>	JOB NO# <u>50211</u>
CITY, STATE AND ZIP CODE <u>Fairfax VA 22031</u>		HOME PHONE <u>(571) 839-6406</u>	ALTERNATIVE PHONE

INTERIOR PAINTING

Below are the general steps we will take on your project. Items are placed in the center of the room and covered with clean, new plastic sheeting. All Floors protected with drop cloths. Holes and cracks in ceiling and walls are filled, stains are sealed and surfaces are scuff sanded. Repaired areas are primed and finally painted. Furniture and accessories are moved back to their desired locations. Floors and Carpets are vacuumed and swept. All materials are removed.

<input checked="" type="checkbox"/> FOYER	(C) (W) (T) SC
<input checked="" type="checkbox"/> LIVING ROOM	(C) (W) (T) SC
<input type="checkbox"/> FAMILY ROOM	C W T SC
<input type="checkbox"/> KITCHEN	C W T SC
<input checked="" type="checkbox"/> MASTER BEDROOM	(C) (W) (T) SC
<input type="checkbox"/> BEDROOM 1	(C) (W) (T) SC
<input checked="" type="checkbox"/> BEDROOM 2	(C) (W) (T) SC
<input type="checkbox"/> OTHER	

<input checked="" type="checkbox"/> HALLWAY #	(C) (W) (T) SC
<input type="checkbox"/> DINNING ROOM	C W T SC
<input type="checkbox"/> POWDER ROOM	C W T SC
<input type="checkbox"/> BATHROOM #1	C W T SC
<input type="checkbox"/> BATHROOM #2	C W T SC
<input checked="" type="checkbox"/> BASEMENT FIVE PLAC	(C) (W) (T)
<input checked="" type="checkbox"/> CLOSET # 1 WALK IN CLOSET	
<input checked="" type="checkbox"/> CLOSET # 2 WALK IN CLOSET	

<input type="checkbox"/> CEILING	<input type="checkbox"/> FRAMES	<input type="checkbox"/> WINDOWS	<input type="checkbox"/> DOORS	<input type="checkbox"/> MOLDING	<input type="checkbox"/> BASE BOARDS
W= WALL	C= CEILING	T= TRIM	SC= SKIN COAT		

Additional Instructions/Options/Exclusions: #12 WALLS. CLOSET AN UNUSUAL CHANGE DOORS 400
#2 MANTEL PAINT 120 (4) CHANGE DOOR 775 120
#3 CEILING SPRAY WALL 120 (5) FIX DOOR DOOR 75 120
990.

Additional work to be performed:

☐ CARPENTRY ☐ OTHER

Duron paint will be used unless otherwise requested by customer. An additional charge will be made for other paint brands. Owner must remove all delicate staff around all areas that will be painted.

We agree hereby to furnish material and labor - complete in accordance with above specifications, for the sum of

dollars (\$ 4990)

Acceptance of Contract - The above prices, specifications and conditions are satisfactory and are hereby accepted. You are authorized to do the work as specified. Payment will be made as outlined above.

Signature

Date of Acceptance:

Signature

DEFENDANT'S EXHIBIT



6404 Telegraph Road • Alexandria, VA 22310

(703) 922-0306

Additional Notes Form

Invoice
Number

6998

Tech
Name

Man

Customer
Name

Same


Date 06/1

Additional Job Notes / Instructions

- install new Switch leg for Master bedroom light and install Fixture \$ 376.00

- Install 2 new Switch leg for a ceiling fan. (Master bedroom) \$ 376.00

- Trouble shoot outlets \$ 292.00



\$ 1,044.00

Recommendation:

- Remove and replace electrical Service (upgrade 200A) with. Braending system. \$ 3500.00
- Remove and replace 35 duplex recep. \$ 2,082.00

Future Work

Additional Install
J Number

Qty

Additional Install
J Number

Qty

Additional Install
J Number

Qty

Additional Install
J Number

Qty

Additional Install
J Number

Qty

I have received a copy of this page

Customer
Initials

Thank you very much for your business!

Please call if you have any questions about the work we have completed or estimated for you.

Estimates are valid for 30 days.



PO Box 60650 Rockville, MD 20859-0650

301-948-5252, 301-948-7707 FAX, mail@certifiedelec.com

<input type="radio"/> Intract	Extra
Emergency	Premium
Estimate	Service <input checked="" type="checkbox"/>

Date of Order	9/21/2011
P.O. Number	
Job Number	
Truck Number	202
Date Scheduled	9/21/2011
Time Scheduled	8 AM
Work Ordered By	1st

040419

Client Information

Name Jane Perez
Address 9307 Marycrest St
Address FFX, VA 22031
Contact _____
Phone _____
Misc _____

Job Information

Name _____
Address _____
Address _____
Contact _____
Phone _____
Misc _____

QTY	MATERIAL	PRICE	AMOUNT	DESCRIPTION OF WORK				
11	Duplex Recepts			1 Corrected Problems w/ 2 outlets not working - 3 Replaced 11 duplex 4 Recepts.				
				5				
				6				
				7				
				OTHER CHARGES			AMOUNT	
				1 Service fee			170 ⁰⁰	
				2				
				TOTAL OTHER			170 ⁰⁰	
				DATE	LABOR	HRS.	RATE	AMOUNT
				9/21	Dave Petry	2		
					703			
					703 728 45	19		
				PAYMENT METHOD			TOTAL LABOR	
TOTAL MATERIALS \$				Check # or CCID	TOTAL MATERIALS			33 ⁰⁰
				Card Type	TOTAL OTHER			
				Name on Card				
				Card Number				
				Expiration Date	TOTAL			203.00

The undersigned Purchaser (or agent thereof) hereby acknowledges the satisfactory completion of the above described work and accepts the charges associated with this work and the Terms of Sale as stated on the Purchaser's copy of this invoice.

Signature nobody to sign
Printed Name _____



WINDOW REPAIR SERVICE

SERVICE SINCE 1954

REPAIR ORDER

MHIC #120646

www.blainewindowrepair.com

2410 LINDEN LANE
SILVER SPRING, MD 20910
(301) 565-4949
FAX (301) 565-4979

LOCATION

JANE PEREZ
9307 MAYCREST ST

FAIRFAX

VA 22031

BILLING ADDRESS

0266200
JANE PEREZ
9307 MAYCREST ST

ERO

FAIRFAX

VA 22031

Ordered By: JANE PEREZ

DATE OF ORDER

10/11/11

HOME TELEPHONE NUMBER

571-839-6406

OFFICE TELEPHONE NUMBER

571-839-6406

TERMS

UPON COMPL

SALES NO.

009

ORDER NUMBER

11284042

P.O. NUMBER

MAP NUMBER

ZONE

CROSS STREET

5644-H2 STONEHURST DR

DATE OF SERVICE

10/20/11

MECHANIC

Don

TIME IN

8:22

TIME OUT

RATE 1st 1/2 hour

EACH ADD. 1/2 hour

CREDIT CARD

SPECIAL NOTES

Scheduled For: 10/20/11

COMMENTS

CALL #1 INSPECT 2 ANDERSON WINDOWS MISSING BALANCES. EO
EMAILING PICTURES - BRING PART & DO WORK SAME DAY IF POSS.
\$65 SITE INSPECTION WAS QUOTED.

NEED TO COMPLETE

- ☒ All With Price (Under \$200.) ☐ Fax Estimate ☐ Complete to Bill
☒ Send Written Estimate ☐ Call Customer for P/U ☐ Write New Ticket
☐ Order Material ASAP ☐ Reschedule ☐ Call #
☐ Additional Work ☐ Complete Paid

Customer Signature

WORK COMPLETED

WORK COMPLETED

☐ INSPECTION

☐ DEPOSIT

TRUCK#

BACK left BR #1+2
F&T (4) Andersen Balances
DL 32 7/16 x 1 9 15/16

Checked Job
see list

Close #1
F&T (1) Andersen sash lock

☐ SEE ATTACHED SHEET WORK COMPLETED.

PAYMENT INFORMATION

TRK SUPPLY

CASH

CHECK

VISA

M/C

NET
30

MATERIAL

LABOR

TAX


TOTAL

LESS DEPOSIT PAID

LESS INSPEC
FEE PAID

BALANCE DUE

2239



QUOTE

Store 4605 MERRIFIELD
2815 MERRILEE DRIVE
FAIRFAX, VA 22031

Phone: (703) 205-1245
Salesperson: BRSOKW
Reviewer:

Name
PEREZ JANE

Home Phone
(571) 839-6406

Address
9307 MARYCREST ST

Work Phone

Company Name

City
FAIRFAX

Job Description
YELLOW 27(NO FOLDER YET)

State
VA

Zip
22031-1917

County
FAIRFAX

QUOTE

2011-07-29 15:53

Prices Valid Thru: 08/05/2011

INSTALLATION #1

MERCHANDISE AND SERVICE SUMMARY

REF # 101

We reserve the right to limit the quantities of merchandise sold to customers

BASIC INSTALLATION LABOR:

SKU	DESCRIPTION	QTY	UM	TAX	PRICE EACH	EXTENSION
-----	-------------	-----	----	-----	------------	-----------

692-069	F&I SITE REFINISHING WOOD-NAT/0142 BSC SAND/STAIN 3 COATS	985.00	SF	N	\$4.67	\$4,599.95
---------	---	--------	----	---	--------	------------

CUSTOM LABOR SELECTED INCLUDES:

OPTION	DESCRIPTION	QTY	UM	TAX	PRICE EACH	EXTENSION
--------	-------------	-----	----	-----	------------	-----------

1	\$165.00 TO REPLACE 6 BOARDS, INSTALLER WILL PROVIDE BOARDS.	23.00	EA	N	\$165.00	\$2,300.00
---	--	-------	----	---	----------	------------

2	23 STEPS.	23.00	EA	N	\$100.00	\$2,300.00
---	-----------	-------	----	---	----------	------------

INSTALLATION SITE NAME: PEREZ, JANE						
-------------------------------------	--	--	--	--	--	--

ADDRESS: 9307 MARYCREST ST						
----------------------------	--	--	--	--	--	--

CITY: FAIRFAX STATE: VA ZIP: 22031-1917						
---	--	--	--	--	--	--

COUNTY: FAIRFAX SALES TAX RATE: 5.000 TAX: Merchandise						
--	--	--	--	--	--	--

PHONE: (571) 839-6406 ALTERNATE PHONE: (571) 839-6406						
---	--	--	--	--	--	--

INSTALLER SPECIAL INSTRUCTIONS: CUSTOMER WANTS NATURAL STAIN.						
---	--	--	--	--	--	--

MEASURE						
---------	--	--	--	--	--	--

INSTALLER TRAVEL WITHIN 30 MILES OF STORE						
---	--	--	--	--	--	--

SEMI-GLOSS						
------------	--	--	--	--	--	--

INSTALLER WILL PROVIDE STAIN AND POLYURETHANE.						
--	--	--	--	--	--	--

*** CONTINUED ON NEXT PAGE ***						
--------------------------------	--	--	--	--	--	--

NOT VALID FOR CREDIT

INSTALLATION #1

(Continued)

REF #101

SANDING, STAINING, POLYURETHANE ON EXISTING FLOORS.
CUSTOMER MUST CHOOSE STAIN COLOR
CUSTOMER MUST CHOOSE POLYURETHANE FINISH: SATIN OR

RE-TACK CARPET
JOB SITE CLEAN-UP AND WALK THROUGH WITH CUSTOMER

WORK ON SUNDAYS OR HOLIDAYS

UNLESS STATED ABOVE THIS INSTALLATION DOES NOT INCLUDE:

MOVE BREAKABLES AND/OR VALUABLE OBJECTS INCLUDING PIANOS,
GRANDFATHER CLOCKS, AQUARIUMS OR ANTIQUES

INSTALL GLUE DOWN WOOD, NAIL DOWN WOOD OR TILE FLOORING OVER
PARTICLE BOARD

WATER EXTRACTION

REMOVE OR HAUL AWAY HEAVILY ANIMAL SOILED OR FLEA INFESTED CARPET

TRIMMING INTERIOR POCKET DOORS

REMOVE EXISTING BASEBOARDS

FLOOR GRINDING

REMOVE OR REPLACE EXTERIOR THRESHOLDS

COMMERCIAL SEAM WELDING

ALTER EXISTING STRUCTURE OR OPENING

SHOWER PANS

ELECTRICAL OR PLUMBING DISCONNECT AND RECONNECT - SEE MKT FOR
DETAILS

SPECIAL NOTES:

*****REVIEW HAZMAT POLICIES BEFORE PROCEEDING*****

WE WILL NOT:

1. HOW THE PROCESS OF PURCHASING AN INSTALLATION WORKS:****
2. SELECT NEEDED MERCHANDISE WITH A HOME DEPOT ASSOCIATE
3. BASED ON YOUR ESTIMATE OF THE ROOM'S DIMENSIONS, WE WILL ESTIMATE THE TOTAL COST OF YOUR INSTALLATION
4. WE WILL SCHEDULE A MEASUREMENT APPOINTMENT TO VERIFY THE WORK AND MATERIAL REQUIRED.
5. AFTER THE MEASURE, WE WILL UPDATE YOUR QUOTE. NOTE: THIS AMOUNT CAN CHANGE DUE TO UNFORESEEN CONDITIONS.
6. WE WILL ORDER YOUR MATERIAL AFTER YOU PAY THE BALANCE OF THE PRICE OF THE FOR MATERIAL AND INSTALLATION.
7. WE WILL GIVE YOU AN ESTIMATED LEAD TIME THAT MAY CHANGE BASED ON THE AVAILABILITY OF THE PRODUCT.
8. ONCE THE MERCHANDISE IS RECEIVED, THE INSTALLER WILL CONTACT YOU WITHIN TWO WORK DAYS AND SET A DATE

REMOVE OR HAUL AWAY ANIMAL SOILED OR FLEA INFESTED CARPET
MOVE SOME ITEMS, SUCH AS PIANOS, GRANDFATHER CLOCKS,
AQUARIUMS, OR ANTIQUES
DISCONNECT OR CONNECT GAS APPLANCES OR WATER LINES
RELOCATE APPLANCES
DO ELECTRICAL OR PLUMBING WORKS
PAINT, STAIN, OR FINISH TRIM OR MOLDINGS
REPLACE EXTERIOR THRESHOLDS
INSTALL ANY FLOORING OVER PARTICLE BOARD
WORK ON SUNDAYS OR HOLIDAYS
HARDWOOD & LAMINATE FLOORING MOISTURE INSTALLATION
GUIDELINES
THE HOME DEPOT HAS AGREED UPON CONSISTENT GUIDELINES FOR
MEASURING AND DEALING WITH HARD SURFACE

*** CONTINUED ON NEXT PAGE ***

INSTALLATION #1

(Continued)

REF #101

FOR THE INSTALLATION.

*****BEFORE YOUR INSTALLATION*****

EMPTY ALL CABINETS, ENTERTAINMENT CENTERS, BOOKCASES, CLOSETS, ETC

MOVE ALL BREAKABLES, SUCH AS LAMP, VASES, MIRRORS, WALL HANGINGS, ANTIQUES, OR OTHER VALUABLES

DISCONNECT AND REMOVE ALL ELECTRONIC EQUIPMENT SUCH AS TELEVISIONS, STEREO, AND COMPUTERS

FOR INSTALLATIONS WHERE PEDESTAL SINKS NEED TO BE REMOVED AND REPLACED, THE CUSTOMER MAY CHOOSE TO CONTRACT THEIR OWN

PLUMBER OR USE THE HOME DEPOT PLUMBING SERVICES PROGRAM TO ARRANGE FOR THE REMOVAL AND REPLACEMENT. THE HOME DEPOT

FLOORING PROGRAMS DO NOT PROVIDE FOR THIS SERVICE. THE BUILDING MUST BE COMPLETELY CLOSED IN, WITH OUTSIDE

WINDOWS, DOORS, AND THRESHOLDS IN PLACE

ALL WET TRADES (E.G., DRYWALL, PLASTER) SHOULD BE

FINISHED BEFORE INSTALLATION

AIR CONDITIONING, HEATING, AND VENTILATION SYSTEMS MUST BE

OPERABLE

ELECTRICITY AND WATER MUST BE PROVIDED IN THE WORK AREA

*****DURING YOUR INSTALLATION*****

AN ADULT OVER 18 YEARS OF AGE, WITH THE AUTHORITY TO MAKE DECISIONS ABOUT YOUR INSTALLATION,

MUST BE PRESENT DURING THE JOBSITE INSPECTION AND

INSTALLATION

INSTALLATION TIMES VARY DEPENDING ON THE SIZE AND SCOPE OF

THE PROJECT

MANY INSTALLATIONS WILL CAUSE INCONVENIENCE IF YOU ARE

LIVING IN THE HOUSE

TEMPERATURE MUST BE WITHIN 60-80 DEGREES F

CHILDREN AND PETS MUST BE KEPT AWAY FROM THE WORK AREA

IT MAY BE NOISY DUE TO HAMMERING, KICKING, ETC

THE ADHESIVES USED FOR INSTALLATION CAN PRODUCE STRONG ODORS

CUTTING MATERIAL, REMOVING EXISTING FLOORING AND SUBFLOOR

PREPARATION CAN CREATE DUST

THAT CAN INFILTRATE OTHER PARTS OF YOUR HOUSE. WE WILL

ATTEMPT TO KEEP DUST TO A MINIMUM.

*****AFTER YOUR INSTALLATION*****

YOU MAY HAVE TO DO TOUCH UP PAINTING AFTER YOUR

INSTALLATIONS

MOISTURE INSTALLATION ISSUES.

WE HAVE ESTABLISHED GUIDELINES IN EACH OF OUR AFFECTED PRODUCTS AND THEY ARE INHERENT TO THE

QUALIFICATION OF ANY WARRANTY CLAIM ASSOCIATED WITH MOISTURE

OUR FLOORING MANUFACTURERS HAVE AGREED TO AN ESTABLISHED

SET OF GUIDELINES. THESE GUIDELINES WILL ALLOW

THE USE OF A TRAMEX OR CALCIUM CHLORIDE TEST AND SET AGREED

UPON STANDARDS.

MOISTURE TEST, CONCRETE SUBFLOOR (TEST METHOD/TYPE/RESULT)

TRAMEX CME CALCIUM CHLORIDE ACTION

1) RANGE 0 - 4.5 0-3 LBS./1000 SQ. FT. INSTALL FLOORING

IN 24 HR. PERIOD

2) RANGE 4.6-5.0 3.01-5.0 LBS./1000 SQ. INSTALL MOISTURE

FT. IN 24 HR PERIOD BARRIER

3) RANGE 6.0- HIGHER 5.01 INSTALLATION

NOT ALLOWED

WOOD/LAMINATE

THE FIRST RANGE WILL ALLOW THE INSTALLATION OF THE WOOD OR LAMINATE OVER AN EXISTING SLAB.

THE SECOND RANGE WILL ALLOW THE INSTALLATION OF THE WOOD OR LAMINATE OVER A (VINYL) OR AN EQUIVALENT

FLOORING MOISTURE BARRIER. (AS REQUIRED BY MANUFACTURER.) THE THIRD RANGE WOULD NOT ALLOW WOOD OR LAMINATE TO BE

INSTALLED UNDER ANY CIRCUMSTANCE.

MOISTURE TEST, WOOD SUBFLOOR (TEST METHOD/TYPE/RESULT)

PIN TYPE WOOD MOISTURE CENTER ACTION

1) LESS THAN 4% DIFFERENCE BETWEEN INSTALL FLOORING

WOOD AND SUB FLOOR AND LESS THAN

14% IN SUB FLOOR

2) MORE THAN 4% DIFFERENCE BETWEEN ACCLIMATE UNTIL

WOOD AND SUB FLOOR AND LESS THAN MINIMUMS MET

14% IN SUB FLOOR

3) MORE THAN 14% IN SUB FLOOR DELAY UNTIL MINIMUMS MET

WOOD/LAMINATE

THE FIRST RANGE WILL ALLOW THE INSTALLATION OF THE WOOD OR

LAMINATE OVER AN EXISTING SLAB.

THE SECOND RANGE WILL ALLOW THE INSTALLATION OF THE WOOD OR

LAMINATE OVER A (VINYL) OR AN EQUIVALENT

FLOORING MOISTURE BARRIER. (AS REQUIRED BY MANUFACTURER.)

*** CONTINUED ON NEXT PAGE ***

continued

Last Name: PEREZ

Page 4 of 4

No. 4605-431096

INSTALLATION #1

(Continued)

REF #101

CHANGE YOUR AIR FILTERS

THE HUMIDITY LEVEL IN THE HOME NEEDS TO BE WITHIN 35 TO 55 PERCENT AT ALL TIMES

REFER TO YOUR MANUFACTURER'S RECOMMENDATIONS FOR MAINTENANCE

*****OTHER INSTALLATION EXPECTATIONS:*****

IF THE NEW FLOOR IS SUBSTANTIALLY THICKER THAN THE OLD FLOOR, DOORS MAY NOT SWING CLEAR.

IF SO, YOU WILL HAVE TO REPLACE YOUR DOORS OR HIRE A CARPENTER TO TRIM THEM DOWN.

CANCELLING APPOINTMENTS WITH INSTALLERS OR MISSING SCHEDULED APPOINTMENTS WILL

LEAD TO ADDITIONAL CHARGES.

IF UNFORESEEN LABOR IS NEEDED (E.G. REPAIR DAMAGE FROM WATER OR TERMITES, ELECTRICAL OR PLUMBING

PROBLEMS), THERE WILL BE EXTRA CHARGE. IN SOME CASES, THIS

LABOR MAY NOT BE AVAILABLE FROM HOME

DEPOT/EXPO DESIGN CENTER. SO THE CUSTOMER MUST HIRE THEIR OWN CONTRACTOR.

*****SERVICES NOT AVAILABLE WITH THIS INSTALLATION

PROGRAM:*****

THE THIRD RANGE WOULD NOT ALLOW WOOD OR LAMINATE TO BE INSTALLED UNDER ANY CIRCUMSTANCE.

*HOME DEPOT SERVICES WILL CHANGE THE WOOD/LAMINATE INSTALLATION SPECS TO ALLOW FOR THE USE OF A

(VINYL) OR EQUIVALENT MOISTURE BARRIER UNDER THE CONDITIONS THAT THE MANUFACTURER'S SUPPLIED.

*IN ADDITION, THE MANUFACTURER'S CUSTOMER SERVICE/CLAIMS DEPARTMENTS WILL ENSURE THAT ALL COMMUNICATION TO CUSTOMER AND/OR HOME DEPOT PERSONNEL IS CONSTANT WITH THE AGREED UPON SPECIFICATIONS AND GUIDELINES.

FOR ALL FLOORING INSTALLATIONS CUSTOMER ACKNOWLEDGES THAT THE AMOUNT OF PRODUCT PURCHASED WILL BE THE BASIS FOR INSTALLATION LABOR CHARGES, INCLUDING REMOVAL AND HAUL AWAY. THIS AMOUNT MAY VARY FROM THE ACTUAL SIZE OF CUSTOMER'S ROOM(S). FOR CARPET INSTALLATION, WE USE THE CARPET ESTIMATE TO DETERMINE THE AMOUNT OF PADDING PURCHASED. ANY EXCESS MATERIALS WILL BE LEFT WITH CUSTOMER UNLESS CUSTOMER REQUESTS OTHERWISE.

TOTAL CHARGES OF ALL MERCHANDISE & SERVICES

END OF INSTALL #1

END OF ORDER NO. 4605-431096

ORDER TOTAL	\$7,029.95
SALES TAX	\$0.00
TOTAL	\$7,029.95
BALANCE DUE	\$7,029.95

3301 Mt. Vernon Ave.
Alexandria, VA 22305

Tel: (703) 684-6161

Fax: (703) 684-1856

Fax: (703) 739-2732

(OFFICE)

(SERVICES)


(ACCOUNTING)

DCJS VA #11-5697

www.areasafe.com

FED ID #541088306

160732



DATE 5/2/11 Phone No. _____ Billing Name Information if Different: _____ Phone No. _____
NAME Jane Perez
Address 9307 Mary Crest St Address _____
City Fairfax State Va Zip 22030 City _____ State _____ Zip _____

Item	Vendor Code	Material Description	Price	Amount
1	821170	11 co Rimcyl SC-1 605		19
1	411443	Sch BS62 605 DB(cyl DB		85
<div>Paid to Chick 7/0</div>				

<input type="radio"/> Labor Performed	Material	104	—
Service to labor to install Travel bolt			
on rear door		157	50
Relay 3 cyl @ 28.50 each		50	85
Drop in Rimcyl on JP rear door		28	50
		236	—

Parts and labor guaranteed for 90 days from completion date.
I hereby accept performed services, material and charges.
MUL-T-Lock 1 year labor on original installation

Customer Signature [Signature]

Print Name _____

Technician Initial DAREN

Call # 121246 P.O. # _____

☒ LOCK SERVICE ☐ EMERGENCY SERVICE ☐ OTHER _____

☐ SH ☒ CHECK 2146 ☐ CHARGE NET 30 ☐ _____

☐ VISA ☐ MASTERCARD ☐ DISCOVER ☐ AMEX

347 —

Taxable Labor 271.50

Invoice Totals

Total Material	104	—
Total Labor	271	50
Tax <u>VA</u> <input type="checkbox"/> DC <input type="checkbox"/> MD	18	78
Trip Charge <u>VA</u>	17	—
Angles <u>11/27</u>	10	—
TOTAL AMOUNT DUE	384	28


Please Pay From This Invoice

Make Checks Payable To
AREA SAFE & LOCK SERVICE

(ACCOUNTING)

www.areasafe.com

161335

[illegible]

Labor	327	00
Invoice Totals		
Total Material		
Total Labor	327	00
Tax <input checked="" type="checkbox"/> VA <input type="checkbox"/> DC <input type="checkbox"/> MD	16	35
Trip Charge		
TOTAL AMOUNT DUE	343	35
Make Checks Payable To AREA SAFE & LOCK SERVICE		



Jane Perez <jane.in.virginia@gmail.com>

Exhibit

Jane Perez <jane.in.virginia@gmail.com>

Tue, Dec 4, 2012 at 5:56 PM

To: Jane Perez <jane.in.virginia@gmail.com>

----- Forwarded message -----

From: **Roz and Jim Taylor** <jetf@verizon.net>

Date: Mon, Oct 24, 2011 at 3:32 PM

Subject: Re: Angie's List member requests contact from your company

To: Jane Perez <jane.in.virginia@gmail.com>

Hi Ms. Perez,

Please call the office at 703 503-9699, we have a few more details here that are not here..

Thanks,

Roz Taylor
for Jim Taylor

On 10/23/2011 8:31 PM, Jane Perez wrote:

Hello Roz: The guys are set to be here October 26th and 27th so I wanted to firm up the details with you. Attached is a tally of the estimate. I got \$1,069 for the total. Are we on the same page? Should I just mail a check when the work is done on the 27th to the address on the estimate? There are two doors that I would appreciate if you could haul along with the one already listed in the estimate (one is the old utility door in the basement, you are repairing the "new one" below and the other is in the upstairs bathroom which is the old MBR closet door which you are replacing below). Additionally, is it possible for the guys to clean out the vent for the dryer (this tubing is all exposed so easy enough for a handyman)? Just let me know the cost. Hope your weekend is going well. Thanks so much, Jane

45	Rescreen 1/2 Front Bay Window
160	Kitchen Door: Rehang and Make Make Latch and Side Straight
230	Screen Door: Provide New 32 inch rear storm door owners choice and haul old door
80	Vent Covers: New Screens for 2 Rear and 2 Front
40	Backsplash Attach to Countertop with Adhesive (not to cabinet)
80	Rescreen 2 Basement Windows: Remove Foam Insulation and Apply Weather Stripping
75	Resize Basement Utility Door for Clearance and Screw In Hinges
25	Foyer Close Gaps and Polyurethane Shoe
35	Cut Foyer Door and Reinstall
170	Provide and Install MBR Closet Door
4	MBR Windows Free Up and Reinstall Hardware (Closet Window Procure/Install Lock)
30	Same for Front Bedroom Windows
95	Provide and Install Yellow Bedroom Door Tack and Rollers
1069	TOTAL

On Wed, Oct 12, 2011 at 11:28 AM, Roz and Jim Taylor <jetf@verizon.net> wrote:
Thank you so much...I'll attach this data to the job sheet, and we are good to go.

Roz

On 10/11/2011 7:28 PM, Jane Perez wrote:

Hello Roz: We have work scheduled for the 26th and 27th. Jim wanted me to send him details on the screen door for the rear entrance so that he could purchase/pick up.

Brand: Meco

Item Number: 424103

Measurements: 32 by 80

Home Depot Cost (details are at the Merrifield Home Depot with my estimate on file): \$224

On Mon, Oct 3, 2011 at 8:34 AM, Roz and Jim Taylor <jetf@verizon.net> wrote:
Hi Ms. Perez,

Please call our office at 703 503-9699 to set up a free in home estimate.

Thanks

Jim Taylor

On 10/1/2011 3:54 PM, Jane Perez wrote:

To view this email as a web page, go [here](#).

Add companyconnect@company.angieslist.com to your address book. | [Update E-mail Preferences](#)

Angie's List

Dear Jim Taylor,

Your profile caught the eye of an Angie's List member in your area, and they've left you the following message:

Doors and Windows: Replace Screen Door to Rear Entrance (procure match to front screen door); Repair French Door (Rehang/Re-hinge/Sand to allow proper open/close and locks to hit as well as create straight lines on door from where the door was improperly shaved previously); Replace levies on 2 Anderson windows in MBR (2 strings need restrung) to allow proper open/close; Replace MBR Closet Anderson window lock; Replace MBR Closet Door; Replace Tracks and Hardware for Medium (Yellow) Bedroom Closet; Repair Basement Utility Door (to allow proper open/close); Repair Screen On Bay Window and Remove Interior Handles (to allow windows to close and lock properly); Rehang Foyer Closet Door (may need to cut existing door to proper size); Procure and Install Keypad lock (for front and rear doors).

Please contact this member as soon as possible.

Name: Jane Perez

Phone:

E-mail: jane.in.virginia@gmail.com

Remember to periodically log on to CompanyConnect to review your profile, update business information and read and respond to your reports.

Angie's List CompanyConnect

This e-mail was sent by Angie's List, 1030 E. Washington St. Indianapolis, IN 46202

[Update E-mail Preferences](#)

This email was sent to: jetf@verizon.net

This email was sent by: Angie's List
1030 E. Washington Street, Indianapolis, IN, 46202, USA

We respect your right to privacy - [view our policy](#)



Jane Perez <jane.in.virginia@gmail.com>

Thank you for your order.

2 messages

Home Depot Sales <homedepotflooring@homedepotmeasures.com>

Tue, Jul 12, 2011 at 9:21 AM

Reply-To: homedepotflooring@homedepotmeasures.com

To: jane.in.virginia@gmail.com



A Home Depot Authorized Service Provider

Thank you for your order.

For any order change requests please contact your The Home Depot store, **4605-MERRIFIELD**. Please remember it will take approximately 24 hours for your initial order to be processed before we can make any updates.

Labor for Line Item 1				
Areas: FOYER				
QTY	Description	Unit	Unit Price	Ext Price
0.00	Warning: Line #1 was calculated but was not included in the quote.		\$0.00	\$0.00
			Labor Total	\$0.00
			Line Item Total	\$0.00
Material for Line Item 2				
Carpet 12'0				
Areas: B/FR				
QTY	Description	Unit	Unit Price	Ext Price
38.67	460-857 - Lindenwald III (Special Order) (12'0 x 29'0) Color: PIP	SQ YD	\$20.52	\$793.51
38.67	Step Ahead Nike 8# 7/16 inch Pad	SQ YD	\$6.21	\$240.14
			Subtotal	\$1033.65
			Tax @ 5.000 %	\$51.68
			Material Total	\$1085.33
Labor for Line Item 2				
Carpet 12'0				
Areas: B/FR				
QTY	Description	Unit	Unit Price	Ext Price
38.67	Carpet/Pad Labor-refer to flat fee for installation charge	SQ YD	\$0.00	\$0.00
323.00	Rip up and haul away carpet and pad	SQ FT	\$0.56	\$180.88
			Labor Total	\$180.88
			Line Item Total	\$1266.21
Order Summary - Measure #6863172, Quote #2110158				
Line #	Areas	Material Cost	Labor Cost	Line Total
1	FOYER	\$0.00	\$0.00	\$0.00
2	B/FR	\$1085.33	\$180.88	\$1266.21
EDLP - WHOLE HOUSE : 2 ROOMS OR MORE (OVER 30 SY) (OFFER NOT VALID ON GLUE DOWN INSTALLATIONS)				\$137.00
Promotion: \$37 Whole House Carpet Install with Purchase of Martha Stewart Living or Platinum Plus Carpet Offer valid until 07/07/11				\$-100.00
Coupon Code: 9815 3000 0006 3848 9865 6406 63				

Credit for Deposit/Measure	\$-35.00
Grand Total	\$1268.21
Note: This job qualifies for no interest if paid in full within 6 months and they use their Home Depot finance card to charge at least \$299. Minimum payments required.	

Flooring Installation: What to Expect

PROFESSIONAL INSTALLATION

Thank you for choosing The Home Depot for your installation project. The Home Depot stands behind every installation to ensure that your new flooring project turns out the way you envisioned. This information sheet is intended to inform you about your flooring installation and to help ensure a smooth installation process.

GETTING READY FOR THE INSTALLATION

Now that you've completed your payment, your order will be sent to the flooring manufacturer and to the Authorized Service Provider. Once your flooring products are delivered to the Authorized Service Provider, he/she will contact you to schedule your installation date and time. Keep in mind that different types of flooring have differing lead times. Please ask your store's Flooring Specialist for details on lead times.

What is requested of me BEFORE the installation?

The following information is a checklist of items to prepare your home for your new flooring. Proper preparation helps the installation go smoothly and efficiently

Preparation

- ☐ Empty all closets (clothes must be at least 4' up from the floor) receiving the new floor covering
- ☐ Remove all items from underneath beds and remove bed coverings
- ☐ Remove lamps, knickknacks, glassware from china cabinets, books from bookcases
- ☐ Remove all pictures and mirrors from walls
- ☐ Disconnect and move all computers, stereos, TVs, VCRs, DVD equipment, or any other electronics
- ☐ Inform the measurer and installer of all wires located under the carpet or along baseboards
- ☐ Check for cable wire connections under existing floor covering(s)

Furniture Removal

Remove all furniture possible from the rooms receiving the new flooring. Additional charges will apply if you choose to have the Authorized Service Providers move furniture for you. Our Authorized Service Providers are not equipped to remove:

- antiques
- grandfather clocks
- gas stoves
- refrigerators
- aquariums
- waterbeds
- pool tables
- pianos
- safes
- electronics



Removal of Existing Flooring

If you have elected not to have the installers remove your existing flooring, you must have this done before the installation (please call your store's Project Expeditor if you wish to add this service)

Proper Power & Temperature

- Make sure that adequate power, light, water, ventilation, and heat or air conditioning will be available during the installation. Temperature at the site should be maintained at or near occupancy levels of 65 to 75 degrees for 3 days prior to the installation and during the installation period. For laminate and wood, humidity levels should be maintained between 35-55%

Secured Premises (Condominiums and Gated Communities)

- Please check with your building management for parking accessibility and delivery times for your
- ☐ installation (such as elevators, service entrances, front desk procedures, etc.). Please inform your Installation Specialist if there are special parking needs

Painting and Construction (for newly constructed rooms/houses)

- ☐ Be sure all construction is completely closed in with drywall and plaster finish. Allow one week for freshly painted areas to dry and cure before the flooring installation date

Cancellation and Schedule Changes

- ☐ If you have any issues with your installation date and need to reschedule, call The Home Depot as soon as possible in order to not incur any additional cancellation charges

WHAT SHOULD I EXPECT DURING THE INSTALLATION?

Flooring installation is a construction process which is customized to fit the style of your home. As in any construction process, there is always a chance of unforeseen issues. Some issues cannot be detected until the installation process has begun (i.e. moisture damage, floors with structural damage, asbestos floors, etc.). *If unforeseen issues are discovered upon the removal of current flooring, a Change Order may be required and additional charges may apply to the installation.*

Product Inspection

- ☐ Once the flooring product(s) have been delivered to you, it is recommended to inspect the materials to ensure that everything is as ordered prior to the installation.

An adult over 18 years of age with the authority to make decisions must be present at the time of installation. Once the installation begins, the entire process takes an average of 1 to 5 business days. This includes:

- Light preparation of existing floor
- Installation of the new flooring
- Inspection of the finished flooring

Because flooring installation is a construction process, expect loud noise, residual dust, and no usable access to the installed room(s) during the installation.

AFTER THE INSTALLATION

- ☐ After the new flooring installation is complete, inspect the work by conducting a walk through with the Authorized Service Provider. Please express any concerns at this time to the Authorized Service Provider
- ☐ Although the Authorized Service Providers are cautious and careful, normal installation methods may slightly scuff the existing baseboards or walls. Please expect to do minor touch-up painting after the installation
- ☐ Inspect all doorways where flooring was installed. If you have purchased a thicker carpet, carpet pad, or if a new subfloor was placed on top of an existing subfloor, you may need to have your doors trimmed to accommodate the new flooring height level
- ☐ Sign the Customer Acceptance form, indicating that the installation has been completed to your satisfaction
- ☐ Adhesives used for the installation can produce strong odors. It may be necessary to ventilate your home after the installation
- ☐ Changing your air filters is an important follow-up to your installation

Customer Satisfaction

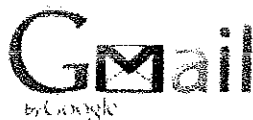
Your satisfaction is very important to us and we want to ensure that you have a great experience with The Home Depot. If any issues or concerns arise during or after the installation that cannot be resolved by your Project Expeditor or by the Authorized Service Provider, please contact The Home Depot store and ask to speak to the Store Manager. If issues have still not been resolved to your satisfaction, please contact the Customer Care Department at 1-800-553-3199.

THE HOME DEPOT and the Home Depot logo are trademarks of Homer TLC, Inc., used under license

Jane Perez <jane.in.virginia@gmail.com>
To: Olivier LONG <olivierjd@gmail.com>

Wed, Jul 20, 2011 at 12:18 PM

Order confirmed for carpet and order charged. Denoted below.
[Quoted text hidden]



Jane Perez <jane.in.virginia@gmail.com>

Smart Choice Cleaning Confirmation

1 message

smartchoicerecleaningscc@gmail.com <smartchoicerecleaningscc@gmail.com>

Fri, Dec 23, 2011 at 3:12 PM

To: jane.in.virginia@gmail.com

Cc: info@smartchoicerecleaning.com

Thank you for choosing Smart Choice Cleaning in regards to your carpet cleaning.

You are scheduled on: **12/26/2011 8:00 AM - 10:00 AM**

The hourly time slot scheduled is the hours in which our technicians will arrive.

The price you were quoted is an estimate and could change on site prior to the beginning of the job due to the following:

larger square footage, larger amounts of stairs and landings, extra areas & excessive stains and spots

The \$125 minimum covers 3 areas that equal up to 450 sq. ft. If one area in a home is more than 200 sq. ft., it is considered two areas.

If your scheduled appointment is not canceled or rescheduled within 48 hours, the credit card on file will be subject to a \$50.00 charge.

For same day cancellation you will be charged 50% of the total balance.

Also please be advised that if you do not send a payment with our maids or technicians and/or have not set up payment arrangements with our office, your credit card WILL BE CHARGED THE TOTAL BALANCE DUE.

There is a \$35 return check fee for all returned checks.

Here's how to prepare for our visit:

- Make sure the nearest parking spot to your home is available for our truck prior to our arrival.
- Please make sure there is an accessible water spigot in your front yard.
- Please pre-vacuum your carpet wherever it is needed.
- Please remove any small items such as dining room chairs, magazine racks, floor plants, etc. from any areas that are going to be cleaned.
- Please remove all breakable items from furniture which will have to be temporarily moved, cleaned under, and placed back.
- Please pin up any full-length draperies so that they will be at least 6 inches off the floor.
- Please pin up any skirts on upholstered furniture, which may be touching the carpet.
- Computer equipment, china cabinets, sectional sofas, entertainment centers, antique and fragile furniture cannot be moved. However, carpet underneath such items can be cleaned where sufficient room is available, or we can edge right around the base.
- During the pre-inspection walk-through with your technicians, please advise them of any special

Bill Mosser
11142 Byrd Dr.
Fairfax, Va. 22030
703-385-9495

Electrical Plumbing Heat & A.C. Appliances

Date: 6/28/2011

NAME Jane Perez

ADDRESS 9307 Marycrest St. FA, VA.

DESCRIPTION		AMOUNT	
•	Install new light fixture to master bedroom walk-in closet.	4	
•	Install new wall switch to operate new light fixture in master bedroom walk-in closet.	1	
•	Minimum Service Call	250	-
Total		250	-

Bill Mosser
11142 Byrd Dr.
Fairfax, Va. 22030
703-385-9495

Electrical Plumbing Heat & A.C. Appliances

Date: 6/30/2011

NAME Jane Perez

ADDRESS 9307 Marycrest St. Ex, VA.

DESCRIPTION		AMOUNT	
•	Installed a master bedroom fan/light switch.	/	
•	Re-configured wiring to control fan/light fixture rather than adjacent electrical outlet.	/	
•	Installed electrical junction box in attic.	/	
•	Minimum Service Call	\$ 250	-
Total		\$ 250	-

Electrical	Plumbing	Heat & A.C.	Appliances

NAME Jane Perez

ADDRESS 9307 Marycrest St. Sx, CA

DESCRIPTION	AMOUNT
• TRACE DEAD ELECTRICAL MASTER CIRCUIT IN CESTRIES ROOM & bedrooms TO SAFETY WIRING ON ATTIC FLOOR.	/
• TEMPORARILY RE-CONNECT WIRING AND RECOMMEND INSTALLATION OF ELECTRICAL junction box.	/
• Installed anti-siphon clip on main-level lavatory toilet.	/
• Switched inner door ENTRY DOORS	/
• Minimum Service Call	\$ 250 -
Total	\$ 250 -

Bill Mosser
11142 Byrd Dr.
Fairfax, Va. 22030
703-385-9495

Electrical Plumbing Heat & A.C. Appliances

NAME Shirley Perez

Date: 7/28/2011

ADDRESS 9307 Mangrove St. SE, VA.

DESCRIPTION	AMOUNT
• Installed new track and associated hardware to closer at bottom of basement stairs. ✓	
• Re-hung closer doors. ✓	
• Replaced blocked outlet in master bedroom ✓	
• Removed window between window A.C. unit to prevent further air damage ✓	
• Minor Service Call \$250 -	
Total \$250 -	

Bill Mosser
11142 Byrd Dr.
Fairfax, Va. 22030
703-385-9495

Electrical Plumbing Heat & A.C. Appliances

NAME Shirley Perez

Date: 6/27/2011

ADDRESS 9307 Mangrove St. SE, VA.

DESCRIPTION	AMOUNT
• Discovered that patio light and adjacent GFI outlet were dead due to miswired wiring to dining room ceiling fan. ✓	
• Reconfigured wiring to ceiling fan thereby restoring power to patio light & GFI outlet. ✓	
• Minor Service Call \$250 -	
Total \$250 -	

Bill Mosser
11142 Byrd Dr.
Fairfax, Va. 22030
703-385-9495

Electrical Plumbing Heat & A.C. Appliances

Date: 6/28/2011

NAME Jane Perez

ADDRESS 9307 Marycrest St. Fairfax, VA.

DESCRIPTION	AMOUNT
• Installed new light fixture to master bedroom walk-in closet.	✓
• Installed new wall switch to operate new light fixture in master bedroom walk-in closet.	✓
• Minimum Service Call	✓
Total	\$ 250 -

Bill Mosser
11142 Byrd Dr.
Fairfax, Va. 22030
703-385-9495

Electrical Plumbing Heat & A.C. Appliances

Date: 7/5/2011

NAME Jane Perez

ADDRESS 9307 Marycrest St. Fairfax, VA.

DESCRIPTION	AMOUNT
• Changed out over-compressed water seal to master bath toilet.	✓
• Installed new track & re-hung entry doors to provide functionality.	✓
• Minimum Service Call	✓
Total	\$ 250 -

JANE ELLEN PEREZ
8907 MANCHESTER ST
FAIRFAX, VA 22031-1917

2224

Pay to the Order of *Freddie Albert Meyer* \$ *2,500.00*
for furniture & gift for Michael & Alice
USAA FEDERAL SAVINGS BANK
10750 MADRIDOTT FRY
SAN ANTONIO, TEXAS 78260-0544
210-456-8000 1-800-456-4734
for Michael & Alice Meyer
TRANSMIT ROUTING NUMBER
ACCOUNT NUMBER

JANE ELLEN PEREZ
8907 MANCHESTER ST
FAIRFAX, VA 22031-1917

2244

Pay to the Order of *John Theopoulos* \$ *1,281.20*
One thousand two hundred eighty one and 20/100 Dollars
USAA FEDERAL SAVINGS BANK
10750 MADRIDOTT FRY
SAN ANTONIO, TEXAS 78260-0544
210-456-8000 1-800-456-4734
for John Theopoulos

Check: 2244 Amount: 1,281.20

JANE ELLEN PEREZ
8907 MANCHESTER ST
FAIRFAX, VA 22031-1917

2246

Pay to the Order of *John Theopoulos* \$ *80.00*
Eighty and 00/100 Dollars
USAA FEDERAL SAVINGS BANK
10750 MADRIDOTT FRY
SAN ANTONIO, TEXAS 78260-0544
210-456-8000 1-800-456-4734
for John Theopoulos

Check: 2246 Amount: 80.00

JANE ELLEN PEREZ
8907 MANCHESTER ST
FAIRFAX, VA 22031-1917

2257

Pay to the Order of *Almalyk* \$ *6,416.00*
for furniture & gift for Michael & Alice
USAA FEDERAL SAVINGS BANK
10750 MADRIDOTT FRY
SAN ANTONIO, TEXAS 78260-0544
210-456-8000 1-800-456-4734
for Almalyk

Check: 2257 Amount: 6,416.00



Almighty & Company Painting

PROFESSIONAL PAINTING
0 (703) 378-5602

Carl Letsen Jr.
Cell (703) 926-8700
Licensed & Insured

Customer Name	Jane Perez	Phone #	571-839-0406
Address	9307 Marycrest St.	Development	
City	Fairfax, Va	Date	NO. 1053

PROPOSAL

Prep: Repair All Cracks, Nail Pops, Dents, Re-Seal Old Patching, Caulk Baseboards
Door Trim (Casings) & Window Frames. Sand all trim to be painted before caulking.
Remove Cable from French Door (Repair). Remove Old Paint from glass before painting.
Paint/Apply 1 Coat of Ori-Lock to Cinderblock walls in Basement Laundry Room.

Interior Painting: Apply 2 Coats of Duron Ultra Deluxe Interior Paint on all walls
in following Rooms: Foyer/Entryway, Hallway, Kitchen
Master Bedroom, Master Bath, Upper Hallway, Upper Stairwell
Lower Stairwell, Hallway, Rec. Room (Finishing), Bedroom #1 &
Bedroom #2, & Powder Room, Master Bedroom Closet

Apply 1 Coat of Duron Ultra Deluxe Int. Semi-Gloss to Baseboards
Window Frames, Door Casings, Doors, Stringers, Risers, Entire French Door
Apply 1 Coat to match existing color in Dining Room Walls.
Paint 1 Coat to Crown in Bal #2.

Total Interior Cost \$10030.⁰⁰
Including Angies List Discount

Exterior Painting: Prep: Sand All Trim, If Possible using Palm Sanders. Remove Old Caulk. Re-caulk &
Apply 2 Coats Duron WeatherShield on Exterior Windows & Door Frames, French Doors
& Bay Window Trim. Prepare & Paint Front Porch Railings. Includes Front Door Screen
Total Exterior Cost Including Angies List Discount \$1100.⁰⁰

This proposal may be withdrawn by Almighty & Co. if
not accepted in 30 days. Payment in full upon
completion of job. References given on separate paper.
1/2 payment upon 50% completion of job.

All work to be completed in a workmanlike manner according
to standard practices. Any alterations or deviations from above
specifications involving extra costs will be executed only upon
consent of owner.



Estimate

All American Painting Plus, Inc.
11104 Harbor Court
Reston, VA 20191

Name / Address
Jane Perez 9307 Marycrest Street Fairfax, VA 22031

Date	Estimate #
9/27/2011	3881

Job To Be Performed
Interior Work

Preferred Product
Behr

Terms
50% Down & 50% Upon Completion

Area	Description	Total
Master Bedroom Trim	Patch holes on outer window sill. Patch inner window sill. Paint 2 windows and frames with one coat of semi-gloss paint. Paint color will match existing color. Paint outer window sill with two coats of semi-gloss paint and paint color will be white.	118.75
Master Bedroom Trim	Remove window sashes and side tracks and attempt to repair pulley strings on windows.	190.00
Master Bedroom Trim	Install one window lock on closet window.	11.88
Master Bedroom Trim	(Closet) Remove trim on one side of closet door. Cut nails holding door jamb. Push door jamb down so that the header and sides are level. Re-install trim. Paint door frame and 2 effected walls with one coat of paint. Paint color will match existing color. Homeowner will provide paint for this portion.	190.00
Master Bedroom Trim	(Closet) Install new flat door. Prime new door. Paint door with two coat of semi-gloss paint.	190.00
Master Bedroom Trim	Prime all poly-urethane on baseboards with one coat of low odor oil based primer. Paint baseboards with one coat of semi-gloss paint. Paint color will match existing color.	95.00
Master Bedroom Trim	(Closet) Prime all poly-urethane on baseboards with one coat of low odor oil based primer. Paint baseboards with one coat of semi-gloss paint. Paint color will match existing color.	31.35
Bedroom 1 Ceiling	Paint ceiling with one coat of flat paint. Paint color will match existing color.	71.25
Bedroom 1 Walls	Sand walls thoroughly. Patch wall thoroughly. Paint walls with one coat of flat paint. Paint color will match existing color.	154.38
Bedroom 1 Trim	Caulk all seams in crown molding. Paint all trim except for baseboards (see below) with one coat of semi-gloss paint. Paint color will match existing color.	209.48
Bedroom 1 Ceiling	Re-install vent in ceiling.	11.88
Bedroom 1 Trim	Prime all poly-urethane on baseboards with one coat of low odor oil based primer. Paint baseboards with one coat of semi-gloss paint. Paint color will match existing color.	63.18
Bedroom 1 Trim	(Closet) Prime all poly-urethane on baseboards with one coat of low odor oil based primer. Paint baseboards with one coat of semi-gloss paint. Paint color will match existing color.	20.90
Bedroom 2 Ceiling	Paint ceiling with one coat of flat paint. Paint color will match existing color.	83.13

All painting is previously painted surfaces unless otherwise noted. Exterior preparation of all areas to be painted shall include scraping of all loose paint, lightly sanding of surfaces by hand for adhesion purposes, spot caulking of cracks and priming of bare wood. Exterior wood repairs are what can be inspected and seen from the ground and may not constitute all rotted wood. Interior preparation of all areas to be painted shall include lightly pole sanding the walls for adhesion purposes, patching of ceilings and walls with drywall compound, spot priming of stains/scuffs and lightly sanding of trim for adhesion purposes. Interior painting of rooms does not include the inside of closets, unless otherwise noted in the estimate. Door painting will be the side that faces into the room, unless otherwise noted in the estimate. This estimate can be withdrawn if not accepted within 90 days.

Total

Signature

Phone #	Fax #	E-mail	Web Site
(703) 620-5563	(703) 390-1292	brian@aapplus.com	www.aapplus.com



Estimate

All American Painting Plus, Inc.
11104 Harbor Court
Reston, VA 20191

Name / Address
Jane Perez 9307 Marycrest Street Fairfax, VA 22031

Date	Estimate #
9/27/2011	3881

Job To Be Performed
Interior Work

Preferred Product
Behr

Terms
50% Down & 50% Upon Completion

Area	Description	Total
Bedroom 2 Ceiling	Re-install vent in ceiling.	11.88
Bedroom 2 Trim	Install new wheel for closet bypass door. Re-hang door. If homeowner would like new bypass track installed and door re-hung add \$115.00.	23.75
Bedroom 2 Trim	Patch missing chunks in baseboard. Prime all poly-urethane on baseboards with one coat of low odor oil based primer. Paint baseboards with one coat of semi-gloss paint. Paint color will match existing color.	75.05
Bedroom 2 Trim	(Closet) Prime all poly-urethane on baseboards with one coat of low odor oil based primer. Paint baseboards with one coat of semi-gloss paint. Paint color will match existing color.	20.90
Upper Hallway Bathroom	Remove and replace caulking in shower/bathtub area including where the tub meets the floor.	95.00
Upper Hallway Walls	Match wall paint in upper stairwell and paint wall above bedroom 1.	47.50
Upper Hallway Trim	Prime all poly-urethane on baseboards with one coat of low odor oil based primer. Paint baseboards with one coat of semi-gloss paint. Paint color will match existing color.	95.00
Upper Hallway Trim	(Closet) Prime all poly-urethane on baseboards with one coat of low odor oil based primer. Paint baseboards with one coat of semi-gloss paint. Paint color will match existing color.	41.80
Upper Stairwell Trim	Prime all poly-urethane on stairwell stringer with one coat of low odor oil based primer. Paint stairwell stringer with one coat of semi-gloss paint. Paint color will match existing color.	95.00
Foyer Trim	Cut down closet door and re-hang door.	47.50
Foyer Trim	Remove and replace shoe molding. Apply two coats of poly urethane to shoe molding.	71.25
Living Room Trim	Remove pulls on bottom of windows and fill holes. Paint 2 windows with one coat of semi-gloss paint. Paint color will match existing color.	118.75
Dining Room	Center thermostat on wall. Patch any holes if needed.	47.50
Dining Room Walls	Paint one wall in Dining Room with one coat of eggshell paint. Paint color will match existing color. Homeowner will provide paint for this portion.	83.13

All painting is previously painted surfaces unless otherwise noted. Exterior preparation of all areas to be painted shall include scraping of all loose paint, lightly sanding of surfaces by hand for adhesion purposes, spot caulking of cracks and priming of bare wood. Exterior wood repairs are what can be inspected and seen from the ground and may not constitute all rotted wood. Interior preparation of all areas to be painted shall include lightly pole sanding the walls for adhesion purposes, patching of ceilings and walls with drywall compound, spot priming of stains/scuffs and lightly sanding of trim for adhesion purposes. Interior painting of rooms does not include the inside of closets, unless otherwise noted in the estimate. Door painting will be the side that faces into the room, unless otherwise noted in the estimate. This estimate can be withdrawn if not accepted within 90 days.

Total

Signature

Phone #	Fax #	E-mail	Web Site
(703) 620-5563	(703) 390-1292	brian@aapplus.com	www.aapplus.com



Estimate

All American Painting Plus, Inc.
11104 Harbor Court
Reston, VA 20191

Name / Address
Jane Perez 9307 Marycrest Street Fairfax, VA 22031

Date	Estimate #
9/27/2011	3881

Job To Be Performed
Interior Work

Preferred Product
Behr

Terms
50% Down & 50% Upon Completion

Area	Description	Total
Dining Room Trim	Plane edge of French door so it closes properly. Also adjust not locks so they turn more easily. Prime door edge with one coat of primer. Paint door edge with two coats of semi-gloss paint.	59.38
Dining Room Trim	Remove trim from the face of mantle and re-attach trim and split the difference of the gap on the right side. Fill all nail holes in trim and caulk as needed.	47.50
Dining Room Trim	Paint front of mantle with one coat of semi-gloss paint. Paint color will match existing color.	15.68
Dining Room Trim	Prime all poly-urethane on baseboards with one coat of low odor oil based primer. Paint baseboards with one coat of semi-gloss paint. Paint color will match existing color.	47.50
Kitchen	Remove adhesive from the back of loose back splash next to refrigerator. Re-install back splash.	31.35
Window Trim	Paint window frame only with one coat of semi-gloss paint. Paint color will match existing color. Do not paint window sashes.	23.75
Kitchen Trim	Prime all poly-urethane on baseboards with one coat of low odor oil based primer. Paint 2 doors/frame with one coat of semi-gloss paint. Paint color will match existing color.	47.50
Kitchen Trim	Prime all poly-urethane on baseboards with one coat of low odor oil based primer. Paint baseboards with one coat of semi-gloss paint. Paint color will match existing color.	20.90
Back Hallway Trim	Prime all poly-urethane on baseboards with one coat of low odor oil based primer. Paint baseboards with one coat of semi-gloss paint. Paint color will match existing color.	47.50
Lower Stairwell Trim	Prime all poly-urethane on stairwell stringer with one coat of low odor oil based primer. Paint stairwell stringer with one coat of semi-gloss paint. Paint color will match existing color.	63.18
Utility Room Walls	(Utility Room) Paint block walls with one coat of Drylock paint. Paint color will be white.	118.75
Utility Room Trim	Install new weather stripping around window.	23.75

All painting is previously painted surfaces unless otherwise noted. Exterior preparation of all areas to be painted shall include scraping of all loose paint, lightly sanding of surfaces by hand for adhesion purposes, spot caulking of cracks and priming of bare wood. Exterior wood repairs are what can be inspected and seen from the ground and may not constitute all rotted wood. Interior preparation of all areas to be painted shall include lightly pole sanding the walls for adhesion purposes, patching of ceilings and walls with drywall compound, spot priming of stains/scuffs and lightly sanding of trim for adhesion purposes. Interior painting of rooms does not include the inside of closets, unless otherwise noted in the estimate. Door painting will be the side that faces into the room, unless otherwise noted in the estimate. This estimate can be withdrawn if not accepted within 90 days.

Total

Signature

Phone #	Fax #	E-mail	Web Site
(703) 620-5563	(703) 390-1292	brian@aapplus.com	www.aapplus.com



Estimate

All American Painting Plus, Inc.
11104 Harbor Court
Reston, VA 20191

Name / Address
Jane Perez 9307 Marycrest Street Fairfax, VA 22031

Date	Estimate #
9/27/2011	3881

Job To Be Performed
Interior Work

Preferred Product
Behr

Terms
50% Down & 50% Upon Completion

Area	Description	Total
Utility Room Trim	(Utility Room) Plane door to utility room so that it closes properly. Reset hinge so that the door hits the door stop more evenly. Fill gaps in hinges with wood filler. Paint door edge and one side of inner frame with one coat of semi-gloss paint. Paint color will match existing color.	59.38
Lower Hallway Trim	Paint trim on both sides of one door with two coats of semi-gloss paint. Paint color will match other trim color used throughout the house.	124.93
Basement Ceiling	Paint ceiling with one coat of flat paint. Paint color will match existing color.	190.00
Basement Walls	Caulk all seams in paneling. patch paneling as needed. Paint walls with two coats of flat paint. Paint color will be chosen by homeowner.	592.80
Basement Trim	Clean paint from window glass.	11.88
Basement Trim	Paint trim with one coat of semi-gloss paint. Paint color will match existing color.	245.10
Basement	Clean paint from side of fireplace.	15.68
Materials/Painting Supplies	Painting supplies associated with interior painting.	26.00
Materials/Paint	14 gallons of paint.	509.60
Materials/Other	Lock for window, new trim for Master Bedroom closet door, new closet door for Master Bedroom, by pass door wheel, bathtub caulk, shoe molding, poly urethane, wood filler, adhesive and weather stripping.	111.80
Discount	10% off for Angie's List members until December 31st, 2011.	-474.91
Notes: If homeowner would like to change fireplace mantle trim add \$40.00. This allows for a trim that is no more then \$1.50 a foot.		

All painting is previously painted surfaces unless otherwise noted. Exterior preparation of all areas to be painted shall include scraping of all loose paint, lightly sanding of surfaces by hand for adhesion purposes, spot caulking of cracks and priming of bare wood. Exterior wood repairs are what can be inspected and seen from the ground and may not constitute all rotted wood. Interior preparation of all areas to be painted shall include lightly pole sanding the walls for adhesion purposes, patching of ceilings and walls with drywall compound, spot priming of stains/scuffs and lightly sanding of trim for adhesion purposes. Interior painting of rooms does not include the inside of closets, unless otherwise noted in the estimate. Door painting will be the side that faces into the room, unless otherwise noted in the estimate. This estimate can be withdrawn if not accepted within 90 days.

Total	\$4,274.19
--------------	-------------------

Signature

Phone #	Fax #	E-mail	Web Site
(703) 620-5563	(703) 390-1292	brian@aapplus.com	www.aapplus.com



Estimate

All American Painting Plus, Inc.
11104 Harbor Court
Reston, VA 20191

Name / Address
Jane Perez 9307 Marycrest Street Fairfax, VA 22031

Date	Estimate #
9/27/2011	3882

Job To Be Performed
Exterior Painting

Preferred Product
Duron Weathershield

Terms
50% Down & 50% Upon Completion

Area	Description	Total
Vents	Install screens on four vents.	47.50
Window Frames	Paint 8 window frames only with one coat of semi-gloss paint. Paint color will match existing color.	380.00
Windows Sashes	Paint windows sashes only with one coat of semi-gloss paint. Paint color will match existing color.	501.60
Storm Doors & Frames	Remove and remount storm door so it closes more evenly and easily.	47.50
Storm Doors & Frames	(Option 1) Strip paint off of storm door down to bare metal. Prime storm door frame with one coat of primer. Paint storm door/frame with two coats oil based paint. Paint color will be chosen by home owner.	403.75
Storm Doors & Frames	(Option 2) Electric sand flat surfaces of storm door. Vigorously sand all other door surfaces. Paint storm door with one coat of oil based paint. Paint color will match existing color.	142.50
Storm Doors & Frames	(Option 3) Remove and replace door handle if available. Homeowner would like a locking handle if available.	35.63
Storm Doors & Frames	(Option 4) Remove and replace a new hydraulic door closure and mount lower if possible.	31.35
Labor Exterior	Remove and replace screen on front window.	35.63
Labor Exterior	Mount existing screen to basement window using screen clips and pulls or build new screen for basement window.	47.50
Materials/Paint	Screen and screen bead.	13.00
Materials/Paint	1.5 gallons of paint.	70.20
Materials/Other	Stripper.	15.60
Materials/Other	Door handle.	26.00
Materials/Other	Hydraulic closure.	15.60
Discount	10% off for Angie's List members until December 31st, 2011.	-181.34

All painting is previously painted surfaces unless otherwise noted. Exterior preparation of all areas to be painted shall include scraping of all loose paint, lightly sanding of surfaces by hand for adhesion purposes, spot caulking of cracks and priming of bare wood. Exterior wood repairs are what can be inspected and seen from the ground and may not constitute all rotted wood. Interior preparation of all areas to be painted shall include lightly pole sanding the walls for adhesion purposes, patching of ceilings and walls with drywall compound, spot priming of stains/scuffs and lightly sanding of trim for adhesion purposes. Interior painting of rooms does not include the inside of closets, unless otherwise noted in the estimate. Door painting will be the side that faces into the room, unless otherwise noted in the estimate. This estimate can be withdrawn if not accepted within 90 days.

Total	\$1,632.02
--------------	-------------------

Signature

Phone #	Fax #	E-mail	Web Site
(703) 620-5563	(703) 390-1292	brian@aapplus.com	www.aapplus.com



Jane Perez <jane.in.virginia@gmail.com>

Drop Off Keys

6 messages

Jane Perez <jane.in.virginia@gmail.com>

Wed, Jun 22, 2011 at 10:40 PM

To: chris@dietzdevelopment.com

Chris: Please drop off my keys as soon as possible (no latter than tomorrow morning). I discovered all of my jewelry gone today (16 items totaling approx \$2,500). I tried calling you. I ended up filing a police report with Fairfax police. I don't believe that you were involved and the police know this. If all 16 items are produced by the end of the day tomorrow (Thursday) then I will not press charges. Until this matter is resolved no one from the company should be in/near the house (less you dropping off the keys). I wanted you to hear this from me though versus the police. The officer will be calling you but only for informational purposes. I let them know that you were not suspect in any way shape or form.

Christopher Dietz <chris@dietzdevelopment.com>

Thu, Jun 23, 2011 at 9:18 AM

Reply-To: chris@dietzdevelopment.com

To: Jane Perez <jane.in.virginia@gmail.com>

Jane,

I am so sorry to hear about this incident. It was definitely not me nor anyone that works for me or sub-contracted for me. Nor did we ever leave the doors unlocked as you suggested.

Please send me the police officers/investigators contact info so I can contact them ASAP today. I want to clear my name, my company and everyone who worked for me.

I will give you the keys in person, so as to avoid any issue or accusation of theft of your keys or illegal entrance to your house.

I will send you the final invoice this evening, and would sincerely appreciate you sending me any kind of list of items that we didn't do.

Chris Dietz

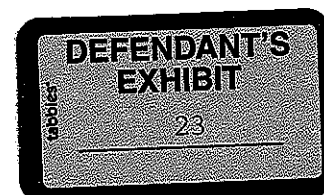
[Quoted text hidden]

Sent via Dietz Development BlackBerry

Tue, Jun 28, 2011 at 8:33 PM

om>

Wed, Jun 29, 2011 at 2:38 AM



11/7/2012 8:25 PM

----- Forwarded message -----

From: Christopher Dietz <chris@dietzdevelopment.com>

Date: Thu, Jun 23, 2011 at 9:18 AM

Subject: Re: Drop Off Keys

To: Jane Perez <jane.in.virginia@gmail.com>

Jane,

I am so sorry to hear about this incident. It was definitely not me nor anyone that works for me or sub-contracted for me. Nor did we ever leave the doors unlocked as you suggested.

Please send me the police officers/investigators contact info so I can contact them ASAP today. I want to clear my name, my company and everyone who worked for me.

I will give you the keys in person, so as to avoid any issue or accusation of theft of your keys or illegal entrance to your house.

I will send you the final invoice this evening, and would sincerely appreciate you sending me any kind of list of items that we didn't do.

Chris Dietz

-----Original Message-----

From: Jane Perez

To: Christopher Dietz

Subject: Drop Off Keys

Sent: Jun 22, 2011 10:40 PM

Chris: Please drop off my keys as soon as possible (no latter than tomorrow morning). I discovered all of my jewelry gone today (16 items totaling approx \$2,500). I tried calling you. I ended up filing a police report with Fairfax police. I don't believe that you were involved and the police know this. If all 16 items are produced by the end of the day tomorrow (Thursday) then I will not press charges. Until this matter is resolved no one from the company should be in/near the house (less you dropping off the keys). I wanted you to hear this from me though versus the police. The officer will be calling you but only for informational purposes. I let them know that you were not suspect in any way shape or form.

Sent via Dietz Development BlackBerry

Wed, Jun 29, 2011 at 9:39 AM

Sun, Jul 31, 2011 at 1:17 PM

Date: Thu, Jun 23, 2011 at 9:18 AM

Subject: Re: Drop Off Keys

To: Jane Perez <jane.in.virginia@gmail.com>

[Quoted text hidden]

7/12/2011

Insured: PEREZ, CAPT JANE
Property: 9307 MARYCREST ST
FAIRFAX, VA 22031
Home: 9307 MARYCREST ST
FAIRFAX, VA 22031

Cell: (571) 839-6406
Cellular: (571) 839-6406

Claim Rep.: Input inventory

Estimator: Input inventory

Member Number: 014781471

Policy Number: 014781471/90A

L/R Number: 012

Type of Loss: BURG/THEFT

Cause of Loss: Other

Coverage	Deductible	Policy Limit
Dwelling	\$0.00	\$329,000.00
Other Structures	\$0.00	\$32,900.00
Contents	\$1,000.00	\$246,750.00

Date of Loss: 6/22/2011

Date Received: 7/7/2011

Date Inspected:

Date Entered: 7/8/2011

Date Est. Completed: 7/12/2011

Price List: VAAR7X_JUL11
Restoration/Service/Remodel

Summary for Contents

Line Item Total		4,213.38
Material Sales Tax	@ 5.000% x	210.67
Replacement Cost Value		\$4,424.05
Less Depreciation		(2,083.41)
Actual Cash Value		\$2,340.64
Less Deductible		(1,000.00)
Net Claim		\$1,340.64
Total Recoverable Depreciation		2,083.41
Net Claim if Depreciation is Recovered		\$3,424.05

Input inventory

"IT IS A CRIME TO KNOWINGLY PROVIDE FALSE, INCOMPLETE OR MISLEADING INFORMATION TO AN INSURANCE COMPANY FOR THE PURPOSE OF DEFRAUDING THE COMPANY. PENALTIES INCLUDE IMPRISONMENT, FINES AND DENIAL OF INSURANCE BENEFITS." VA CODE §52-40

Please contact our adjuster if you believe a supplement to this estimate is needed. Before we will consider a supplement to this estimate, we must have the opportunity to re-inspect the damages prior to the supplemental work being done.

PEREZ_CAPT_JANE

014781471-012-Theft

CAT	SEL	DESCRIPTION	QNTY	UNIT PRICE	RCV	DEPREC.	ACV
	CALC						
1. CCE	CMDI	Canon PowerShot SX200 Black Kit w/ 8G SD, Read					
	1	1.00 EA	290.94	290.94	(145.47)	145.47	
Orig. Desc. - Canon, Powershot camera, case and memory card							
BUYDIG.com on NexTag - 7/11/2011							
Canon, Powershot camera, case and memory card, Quantity Lost: 1, Age: 2, Cost to Replace Pre-Tax (each): 350							
2. JWL	WTWR++	Timex IRONMAN Sleek 150-Lap Watch Full-Size					
	1	1.00 EA	83.50	83.50	(41.75)	41.75	
Orig. Desc. - Ironwoman sports watch							
Swim2000 on NexTag - 7/11/2011							
Ironwoman sports watch, Quantity Lost: 1, Age: 8, Cost to Replace Pre-Tax (each): 80							
3. JWL	NEC	Necklace - Gold					
	1	1.00 EA	190.00	190.00	(95.00)	95.00	
Orig. Desc. - Gold yellow chain							
Gold yellow chain, Quantity Lost: 1, Age: 1, Cost to Replace Pre-Tax (each): 260							
4. JWL	ALLOW	White gold chain with diamond					
	1	1.00 EA	399.00	399.00	(199.50)	199.50	
*****Jewelry item, could not be priced*****							
White gold chain with diamond, Quantity Lost: 1, Age: 8, Cost to Replace Pre-Tax (each): 399							
5. JWL	ALLOW	White gold ring with diamond					
	1	1.00 EA	399.00	399.00	(199.50)	199.50	
*****Jewelry item, could not be priced*****							
White gold ring with diamond, Quantity Lost: 1, Age: 8, Cost to Replace Pre-Tax (each): 399							
6. JWL	ALLOW	Yellow gold jade ring with diamond (inventory not clear)					
	1	1.00 EA	283.00	283.00	(141.50)	141.50	
*****Jewelry item, could not be priced*****							
Yellow gold jade ring with diamond (inventory not clear), Quantity Lost: 1, Age: 3, Cost to Replace Pre-Tax (each): 283							
7. JWL	ALLOW	White gold sapphire ring with diamond accents					
	1	1.00 EA	229.00	229.00	(114.50)	114.50	
*****Jewelry item, could not be priced*****							
White gold sapphire ring with diamond accents, Quantity Lost: 1, Age: 2, Cost to Replace Pre-Tax (each): 229							
8. JWL	ALLOW	Yellow gold onyx ring with diamond accents					
	1	1.00 EA	183.95	183.95	(91.98)	91.97	
*****Jewelry item, could not be priced*****							
Yellow gold onyx ring with diamond accents, Quantity Lost: 1, Age: 6, Cost to Replace Pre-Tax (each): 183.95							
9. JWL	ALLOW	Yellow and white gold snake chain with diamonds					
	1	1.00 EA	399.00	399.00	(199.50)	199.50	
*****Jewelry item, could not be priced*****							
Yellow and white gold snake chain with diamonds, Quantity Lost: 1, Age: 3, Cost to Replace Pre-Tax (each): 399							
10. JWL	ALLOW	White gold blue sapphire necklace					
	1	1.00 EA	100.00	100.00	(50.00)	50.00	

CONTINUED - 014781471-012-Theft

CAT	SEL	DESCRIPTION	RCV	DEPREC.	ACV
CALC	QNTY	UNIT PRICE			
*****Jewelry item, could not be priced*****					
White gold blue sapphire necklace, Quantity Lost: 1, Age: 0.58, Cost to Replace Pre-Tax (each): 100					
11. JWL	ALLOW	Silver chain bracelet with heart			
	1	1.00 EA	245.00	245.00	(0.00) 245.00
Orig. Desc. - Silver chain bracelet with heart					
found at Tiffany.com					
Silver chain diamond with heart, Quantity Lost: 1, Age: 8, Cost to Replace Pre-Tax (each): 290					
12. JWL	ALLOW	Gold hoop earrings			
	1	1.00 EA	120.00	120.00	(60.00) 60.00
*****Jewelry item, could not be priced*****					
Gold hoop earrings, Quantity Lost: 1, Age: 1, Cost to Replace Pre-Tax (each): 120					
13. JWL	EAF+++	Sterling Silver Hoop Earrings, 3SSAEL5001			
	1	1.00 EA	100.00	100.00	(50.00) 50.00
Orig. Desc. - Silver hoop earrings					
Kohl's - 7/7/2011					
Silver hoop earrings, Quantity Lost: 1, Age: 1, Cost to Replace Pre-Tax (each): 109					
14. JWL	ALLOW	24kt gold yellow heart bracelet			
	1	1.00 EA	950.00	950.00	(475.00) 475.00
*****Jewelry item, could not be priced*****					
24kt gold yellow heart bracelet, Quantity Lost: 1, Age: 17, Cost to Replace Pre-Tax (each): 950					
15. JWL	ALLOW	Diamond and heart yellow gold bracelet			
	1	1.00 EA	150.00	150.00	(75.00) 75.00
*****Jewelry item, could not be priced*****					
Diamond and heart yellow gold bracelet, Quantity Lost: 1, Age: 11, Cost to Replace Pre-Tax (each): 150					
16. JWL	ALLOW	Yellow gold white and black pearl ring			
	1	1.00 EA	90.99	90.99	(45.50) 45.49
*****Jewelry item, could not be priced*****					
Yellow gold white and black pearl ring, Quantity Lost: 1, Age: 2, Cost to Replace Pre-Tax (each): 90.99					
Totals: 014781471-012-Theft			4,213.38	1,984.20	2,229.18
Line Item Totals: PEREZ_CAPT_JANE			4,213.38	1,984.20	2,229.18

Recap by Room

Estimate: PEREZ__CAPT_JANE
014781471-012-Theft

	4,213.38	100.00%
<hr/>		
Subtotal of Areas	4,213.38	100.00%
<hr/>		
Total	4,213.38	100.00%

Recap by Category with Depreciation

Items	RCV	Deprec.	ACV
CAMERAS, CAMCORDERS & EQUIP.	290.94	145.47	145.47
JEWELRY & WATCHES	3,922.44	1,838.73	2,083.71
Subtotal	4,213.38	1,984.20	2,229.18
Material Sales Tax @ 5.000%	210.67	99.21	111.46
Total	4,424.05	2,083.41	2,340.64

Incident Report

Case Number: 2011-1730286

FAIRFAX COUNTY POLICE DEPARTMENT

Date Approved: 06/23/2011

Incident Information

Date/Time 06/22/2011 21:04	On <input type="checkbox"/> Between <input checked="" type="checkbox"/>	Date/Time 06/06/2011 08:00 MON	Date/Time 06/22/2011 20:30 WED	Officer WHILDIN, WILLIAM C	EIN 3867
Incident Location 9307 Marycrest St, Fairfax, VA 22031				Supervising Officer WEBB, ERICA C	EIN 3198
Organization DEPUTY CHIEF FOR PATROL				Patrol 331	Date 06/23/2011
Disposition				Case Status FURTHER INVESTIGATION	
Weather and Light Conditions CLEAR/DARK - STREET LIGHTS				Case Closed <input type="checkbox"/> Juvenile <input type="checkbox"/> Adult	Time Received: 21:13 Arrived: 21:34 Cleared: 22:22
Nature of Case LARCENY - ALL OTHER LARCENY					

Events

Description 1 LARCENY - ALL OTHER LARCENY			Code LARC-23-9	IBR 23H	<input type="checkbox"/> Att <input checked="" type="checkbox"/> Com
Alcohol, Drugs or Computers Used <input type="checkbox"/> Alcohol <input type="checkbox"/> Drugs <input type="checkbox"/> Computers		Criminal Activity	Forced Entry <input type="checkbox"/> Yes <input checked="" type="checkbox"/> No	Weapons 1. 2. 3.	
Entry	Exit	How Left Scene			
Bias Motivation			Bias Target		
Bias Circumstances			Hate Group		
Security		Location Type TOWNHOUSE			

Complainant

Name/Code Victim	Seq 1	Name (Last, First, M) Same as victim# 1	Race	Sex	DOB	Age
Address			Home Phone		Cell Phone	
Employer Name/Address					Business Phone	

Incident Report

Case Number: 2011-1730286

FAIRFAX COUNTY POLICE DEPARTMENT

Date Approved: 06/23/2011

Property

	Item - 578761 JEWELRY/ PRECIOUS METALS (INCLUDES)	Description JADE AND DIAMOND GOLD RING
Quantity 1.00	Units of Measure	Value \$150.00
Recovery Date		Teletype No
Status STOLEN/ETC.		Jurisdiction Stolen/Recovered
	Item - 578762 JEWELRY/ PRECIOUS METALS (INCLUDES)	Description WHITE GOLD DIAMOND RING
Quantity 1.00	Units of Measure	Value \$150.00
Recovery Date		Teletype No
Status STOLEN/ETC.		Jurisdiction Stolen/Recovered
	Item - 578763 JEWELRY/ PRECIOUS METALS (INCLUDES)	Description WHITE / YELLOW DIAMOND NECKLES W/ YELLOW
Quantity 1.00	Units of Measure	Value \$150.00
Recovery Date		Teletype No
Status STOLEN/ETC.		Jurisdiction Stolen/Recovered
	Item - 578764 JEWELRY/ PRECIOUS METALS (INCLUDES)	Description WHITE GOLD BLUE NECKLES W/WHITE CHAIN
Quantity 1.00	Units of Measure	Value \$150.00
Recovery Date		Teletype No
Status STOLEN/ETC.		Jurisdiction Stolen/Recovered
	Item - 578765 JEWELRY/ PRECIOUS METALS (INCLUDES)	Description WHITE GOLD AND DIAMOND BLUE RING
Quantity 1.00	Units of Measure	Value \$150.00
Recovery Date		Teletype No
Status STOLEN/ETC.		Jurisdiction Stolen/Recovered
	Item - 578766 JEWELRY/ PRECIOUS METALS (INCLUDES)	Description GOLD HOOP EARRINGS
Quantity 1.00	Units of Measure	Value \$150.00
Recovery Date		Teletype No
Status STOLEN/ETC.		Jurisdiction Stolen/Recovered
	Item - 578767 JEWELRY/ PRECIOUS METALS (INCLUDES)	Description SILVER BRACLET
Quantity 1.00	Units of Measure	Value \$150.00
Recovery Date		Teletype No
Status STOLEN/ETC.		Jurisdiction Stolen/Recovered

Incident Report

Case Number: 2011-1730286

FAIRFAX COUNTY POLICE DEPARTMENT

Date Approved: 06/23/2011

Property

Item - 578768		Description		
JEWELRY/ PRECIOUS METALS (INCLUDES		GOLD HEART BRACLET		
Quantity 1.00	Units of Measure	Value \$150.00	Recovery Date	Teletype No
Status STOLEN/ETC.			Jurisdiction Stolen/Recovered	
Item - 578769		Description		
JEWELRY/ PRECIOUS METALS (INCLUDES		GOLDEN DIAMOND BRACLET		
Quantity 1.00	Units of Measure	Value \$150.00	Recovery Date	Teletype No
Status STOLEN/ETC.			Jurisdiction Stolen/Recovered	
Item - 578770		Description		
JEWELRY/ PRECIOUS METALS (INCLUDES		SILVER HOOP EARRINGS		
Quantity 1.00	Units of Measure	Value \$150.00	Recovery Date	Teletype No
Status STOLEN/ETC.			Jurisdiction Stolen/Recovered	
Item - 578771		Description		
JEWELRY/ PRECIOUS METALS (INCLUDES		JADE AND GOLD NECKLES W/CHINESE SYMBOL		
Quantity 1.00	Units of Measure	Value \$150.00	Recovery Date	Teletype No
Status STOLEN/ETC.			Jurisdiction Stolen/Recovered	

Incident Report

Case Number: 2011-1730286

FAIRFAX COUNTY POLICE DEPARTMENT

Date Approved: 06/24/2011

Supplement Information - Officer Supplement

Supplement Date 06/24/2011 05:28:59	On <input type="checkbox"/> Between <input checked="" type="checkbox"/>	Date/Time 06/06/2011 08:00 MON	Date/Time 06/22/2011 20:30 WED	Supplement Officer WHILDIN, WILLIAM C	EIN 3867
Incident Location 9307 Marycrest St, Fairfax, VA 22031				Supervising Officer KUHAR, DAVID J	EIN 2177
Organization DEPUTY CHIEF FOR PATROL		Patrol 331	Sub 617.01		
Disposition			Case Status FURTHER INVESTIGATION		
Weather and Light Conditions CLEAR/DARK - STREET LIGHTS			Case Closed <input type="checkbox"/> Juvenile <input type="checkbox"/> Adult	Time Received: 21:13 Arrived: 21:34 Cleared: 22:22	
Nature of Case LARCENY - ALL OTHER LARCENY					

Property

Item	- 578758	Description	PEARL EARRINGS
Quantity	Units of Measure	Value	Recovery Date
1.00		\$150.00	
Status FOUND		Jurisdiction Stolen/Recovered	
Item	- 578758	Description	PEARL EARRINGS
Quantity	Units of Measure	Value	Recovery Date
1.00		\$150.00	
Status FOUND		Jurisdiction Stolen/Recovered	
Item	- 578764	Description	WHITE GOLD BLUE NECKLES W/WHITE CHAIN
Quantity	Units of Measure	Value	Recovery Date
1.00		\$150.00	
Status FOUND		Jurisdiction Stolen/Recovered	

Incident Report

Case Number: 2011-1730286

FAIRFAX COUNTY POLICE DEPARTMENT

Date Approved: 06/24/2011

Supplement Notes





01771.G8WZ.JSS313444447.01.01.1138

JANE E PEREZ
9307 MARYCREST ST
FAIRFAX VA 22031-1917

January 12, 2012

Reference: Your claim payment

Dear Ms. Perez,

We've issued payment separately for the following claim:

Claim #: 014781471-12
Date of loss: June 22, 2011
Loss Location: Fairfax, Virginia

Here's how we determined your payment:

Replacement cost	\$ 4,424.05
Less recoverable depreciation	\$ -187.81
Less deductible	\$ -1,000.00
Actual cash value settlement	\$ 3,236.24

Our current investigation is complete. A beneficial portion of your policy is the Loss Settlement Provision which provides for covered property losses to be settled at the actual incurred repair or replacement cost without deduction for depreciation. When the Personal Property claim exceeds \$2,500 the policy will pay no more than the actual cash value until repair/replacement is complete.

After the repair/replacement is completed, we'll consider and calculate your recoverable depreciation as **the lesser of** the amount that was necessary to repair/replace the damaged property **or** the amount you actually spent, minus your deductible and any amount already paid for the damage to property. The maximum recoverable amount of depreciation is \$187.81. We will not consider any repairs greater than our original estimate for the cost of repair/replacement costs unless you give us notice that your repair/replacement are greater than ours, and we approve your costs before you have the repair/replacement completed. The revised contents inventory is available on USAA.com.


Required documentation

Please send us copies of the repair contract, invoice, repair bill and/or receipt. These documents should provide:

- An itemized list of the work done and/or description of any item(s) replaced.
- Documentation of all costs.
- The completion date for work done and/or replacement date of any item(s) replaced.

For losses to a dwelling or to other structures, we may require a reinspection before releasing additional funds.

014781471 - DM-01771 - 12 - 6776 - 23





STONEHURST

PRIVATELY OWNED & MAINTAINED
STREET

PLEASE BE RESPECTFUL
VIOLATORS FOWED AT OWNERS RISK

NO SOLICITING

NO TRESPASSING

LOCAL COUNTY / STATE CONTROL
EXEMPTED FROM THIS AREA
LEADERSHIP GROUP

NEIGHBORS WHO CARE
ABOUT THEIR
COMMUNITY

1 February 2012
Christopher Dietz
4318 Alton Place NW
Washington DC 20016

Dear Christopher Dietz:


Pursuant to section 18.2-119 of the Virginia State Code, this is to notify you that you are not permitted to enter the premises of or upon the property of **Jane Perez**, identified as **9307 Marycrest Street Fairfax VA 22031** including parking lots, grassy areas and sidewalks under any circumstances.

In the future, if you return to the property of **Jane Perez**, as identified above, even if you are accompanied or invited by a guest or resident, you may be subject to arrest and criminal prosecution for Trespassing.

Trespassing is a misdemeanor offense as specified in the Virginia Code and is punishable by up to twelve months in jail and a fine of not more than \$2500, either or both.

A copy of this notice will also be sent to the County of Fairfax VA Police Department at 1437 Balls Hill Road McLean Virginia 22101.

Sincerely,



Jane E Perez

DEFENDANT'S
EXHIBIT

27

Queen, Sherell (DPOR)

DEFENDANT'S
EXHIBIT

28

From: Queen, Sherell (DPOR)
Sent: Monday, September 10, 2012 2:15 PM
To: 'Jane Perez'
Subject: 2012-03491 Closing Letter



COMMONWEALTH OF VIRGINIA
DEPARTMENT OF PROFESSIONAL AND OCCUPATIONAL REGULATION
9960 Mayland Drive, Suite 400, Richmond, Virginia 23233
Telephone: (804) 367 - 8500
<http://www.dpor.virginia.gov>

GORDON N. DIXON
DIRECTOR

DE
NJ
Comp
M/
Lice
ST
Adm

September 10, 2012

Jane Perez
9307 Marycrest Street
Fairfax, Virginia 22031

Re: File No. 2012-03491
Christopher Dietz, t/a Dietz Development, LLC

Dear Ms. Perez:

Thank you for sending the Compliance & Investigations Division of the Virginia Department of Professional and Occupational Regulation ("the Department") information regarding your situation.

A review has been completed of the above-referenced file involving Christopher Dietz, trading as Dietz Development, LLC. The Department has determined that Dietz has completed the requirements and made application for the required license and is no longer performing unlicensed activity; therefore, the above-referenced file has been closed.

This determination in no way negates your concerns but rather reflects the boundaries within which the Department functions. The ability to prosecute individuals or businesses extends only as far as is expressly determined by the local Office of Commonwealth's Attorney and courts. Should you feel that you have cause for a civil action, you may wish to consult an attorney.

We regret not being able to assist you further in this matter. If you have any questions, please contact me at (703) 901-3548.

Sincerely,
S. Queen, Investigator
Compliance & Investigations Division

Governmental email is generally subject to disclosure pursuant to the Virginia Freedom of Information Act. However, if you have received this message in error, please notify the Sender and delete the message as well as all attachments.

Investigator Sherell Queen
Compliance & Investigations Division

DPOR

PO Box 7133

Woodbridge, VA 22195-7133

(703) 901-3548 cell

(866) 582-9946 fax

Sherell.Queen@dpwr.virginia.gov

August 13, 2012

Christopher A. Dietz
Dietz Development, LLC
4318 Alton Place, NW
Washington, DC 22031

Re: File No. 2012-03491
Christopher A. Dietz, t/a Dietz Development, LLC

Dear Mr. Dietz:

The Compliance & Investigations Division of the Virginia Department of Professional and Occupational Regulation ("the Department") is reviewing the above-referenced file, pursuant to Title 54.1 of the Code of Virginia. Enclosed is a copy of the complaint for your review.

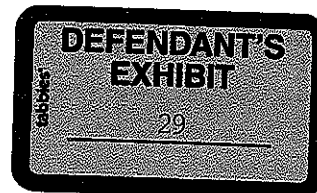
A check of the licensing records for the Board for Contractors fails to reveal a license for Christopher A. Dietz, trading as Dietz Development. If accurate, you may be practicing as a contractor in the Commonwealth of Virginia without a valid state license or certificate. **Practicing a profession or occupation without the required license, registration, or certificate is a Class 1 misdemeanor punishable by up to one year in jail and a \$2,500.00 fine.**

You are requested to contact me immediately upon receipt of this notice.
This may be your only opportunity to provide your position regarding the allegations.

Your cooperation is appreciated. If you have any questions, please contact me at (703) 901-3548.

Sincerely,

Sherell Queen, Investigator
Compliance & Investigations Division



Items Not Attempted But Included In Dietz' Billing (See Items In Red Below)

- Paint and caulk front bay window paneling \$275.00
- refinish hardwood floors throughout house \$3,075.00
- repair inside kitchen pantry and paint \$50.00
- Paint shelves per client in kitchen pantry \$75.00
- ** -replace pantry doors 48" \$300.00
- paint dining room \$325.00
- ** -dining room light/fan switch to be replaced \$125.00
- ** -repair joint and paint mantle \$115.00
- caulk/seal front/back windows \$350.00
- ** -paint 1st floor to basement ceiling and hand rail \$75.00
- ** -patch and install track for basement closet doors \$75.00
- ** -secure front/rear basement screens \$50.00
- clean/paint corner with mold in storage \$75.00
- Paint remainder of basement storage room per client request \$175.00
- ** -clean carpet in basement family room (can't be salvaged. Price out new carpet 22'x15' \$1635.00
- paint family room walls, ceiling and trim \$550.00
- change basement hall light fixture flush mount \$60.00
- Change second basement hall light fixture per client request \$60.00
- front bedroom, repair ceiling crack, paint walls, trim and ceiling \$225.00
- child's bedroom, paint over mural, walls, ceiling trim \$350.00
- replace 1 elec outlet in mbr \$125.00
- ** -replace mbr closet light, broken \$100.00
- patch crack at wall \$50.00
- Replace and paint basement storage door and master closet door as neither will close (replace with plain \$30 doors) \$210.00
- ** -change storage door to 6-panel 30" \$210.00
- install fan/light switch in mbr for ceiling fan \$125.00
- install client provided thermostat \$75.00
- install new MBA toilet wax seal and caulk toilet \$75.00
- install MBR window AC, to include leveling bracket and interior wood trim per client request \$250.00
- fix outdoor patio light \$100.00

Work Not Attempted:

DEFENDANT'S
EXHIBIT

Work Not Attempted

Comments

- 275 Work not Requested and Not Performed.
0 Work reaccomplished by another contractor
0 Reference photos.
75 Double Billing (see above).
0 Work redone by another contractor.
0 Damage to Doors (Screen Door had to be replaced and Back Door repaired)/Areas Not Painted and Substandard Painting.
0 Switch Not Replaced/Electrical Work Redone by another contractor.
0 Work redone by another contractor.
350 Work not performed/work done by another contractor.
0 Work redone by another contractor.
0 Bat and Switch/Work performed by another contractor.
50 Work not performed/work done by another contractor.
0 Painted with masonry vs. anti mold paint/needs to be redone (see pictures).
175 Work not performed/Not requested.
1635 Work not performed/work done by another contractor.
0 Damage to Mantel and Fireplace/Work redone by another contractor.
0 Not requested/told done "for free"
0
0 Damage to closet door and base board/damage repaired and work redone by another contractor
0 Damage done to walls (needed to be sanded down)/Work redone by another contractor.
0 Wrong outlet was changed out.
0 Bat and Switch
0 Work not performed.
0 Reference Photos as Not Professional Grade Work (Basement storage door would still not close)/work redone by another contractor.
210 Double Billing (see above) and Work will need to be redone/damage to frame.
125 Work not performed/work done by another contractor.
0 Work redone by another contractor.
0 Work redone by another contractor.
0 Damage to window and floors due to rain leaks/Work redone by another contractor
100 Work not performed/work done by another contractor.

\$ 2,995.00



Jane Perez <jane.in.virginia@gmail.com>

Dietz Development

3 messages

Judy Tankersley <jtankersley@mybbb.org>

To: jane.in.virginia@gmail.com

Wed, May 30, 2012 at 3:18 PM

Dear Ms. Perez,

I wanted to respond to your follow-up contact with the BBB about your dispute with Dietz Development. I had advised you previously that we had not had interaction with the company on complaints or any other matter, so had very little file information, but would try to develop some by contacting them. We had asked the firm for basic company information to add to the profile information, but have not received that requested information. Our report indicates that situation and remains Not Rated. If you have not already done so, you should bring your concerns about contractor licensing issues to the government agencies that issue such licenses and regulate firms through them. In this case, it would be the Virginia state Department of Professional and Occupational Regulation.

Sincerely,

Judy Tankersley | *Director of Operations*

Tel: 202-393-8015

Fax: 202-393-1198

Email: jtankersley@mybbb.org

dc-easternpa.bbb.org

Better Business Bureau of Metropolitan Washington DC and Eastern Pennsylvania

1411 K Street NW, 10th Floor

Washington, DC 20005


The information contained in this message is considered CONFIDENTIAL and for the intended recipient only. Any unauthorized use, dissemination, or copying of this message is prohibited. If you are not the intended recipient, please notify the sender immediately and delete this message.

Jane Perez <jane.in.virginia@gmail.com>

To: Judy Tankersley <jtankersley@mybbb.org>

Sun, Jun 3, 2012 at 6:45 PM

Ms. Tankersley,



11/7/2012 5:24 PM

Thank you for the follow up. I remember you saying that the process would be time consuming.

I do see the review by the BBB for Dietz Development LLC. Specially, the current BBB profile states that the founding information of Dietz Development could not be established by Dietz thus no grade. However, the company (Dietz) states that it was established in 2005 as per the on-line website Bigger Pockets (<http://www.biggerpockets.com/companies/3813-dietz-development-llc>). And external research shows 2007 as per another on-line website Manta (<http://www.manta.com/c/mtcc6xz/dietz-development-llc>).

Please advise as to next steps with the BBB. Clearly, this type of scenario: thousands of dollars damage to my home, con tactics though bogus court cases, unlicensed "work" while claiming to be licensed etc. is why the BBB was established, in order to protect consumers.

Note: I have filed a complaint with DPOR (<http://www.dpor.virginia.gov/dporweb/enfocomp.cfm>) regarding the unlicensed work.

[Quoted text hidden]

Jane Perez <jane.in.virginia@gmail.com>

Mon, Aug 13, 2012 at 11:39 PM

To: "Queen, Sherell (DPOR)" <Sherell.Queen@dpor.virginia.gov>

PS I had contacted the BBB which sent me your way. Please see below.

Note as I discussed with the other interviewer, such consumer complaints cannot be issued when legal action is in process which maybe the reason why Dietz shows no other complaints (that and a lack of business). Dietz was quick to sue and quick to throw out that he "had a good lawyer" and would go to court.* So he likely has used this technique before. I would be interested to see how many other "warrant's in debt" he has issued.

*Note: A lawyer is required by the State of VA for an LLC and although he had no lawyer with this case he claimed legal fees in his "warrant for debt" which was not possible without a contract stipulating such fees.

[Quoted text hidden]