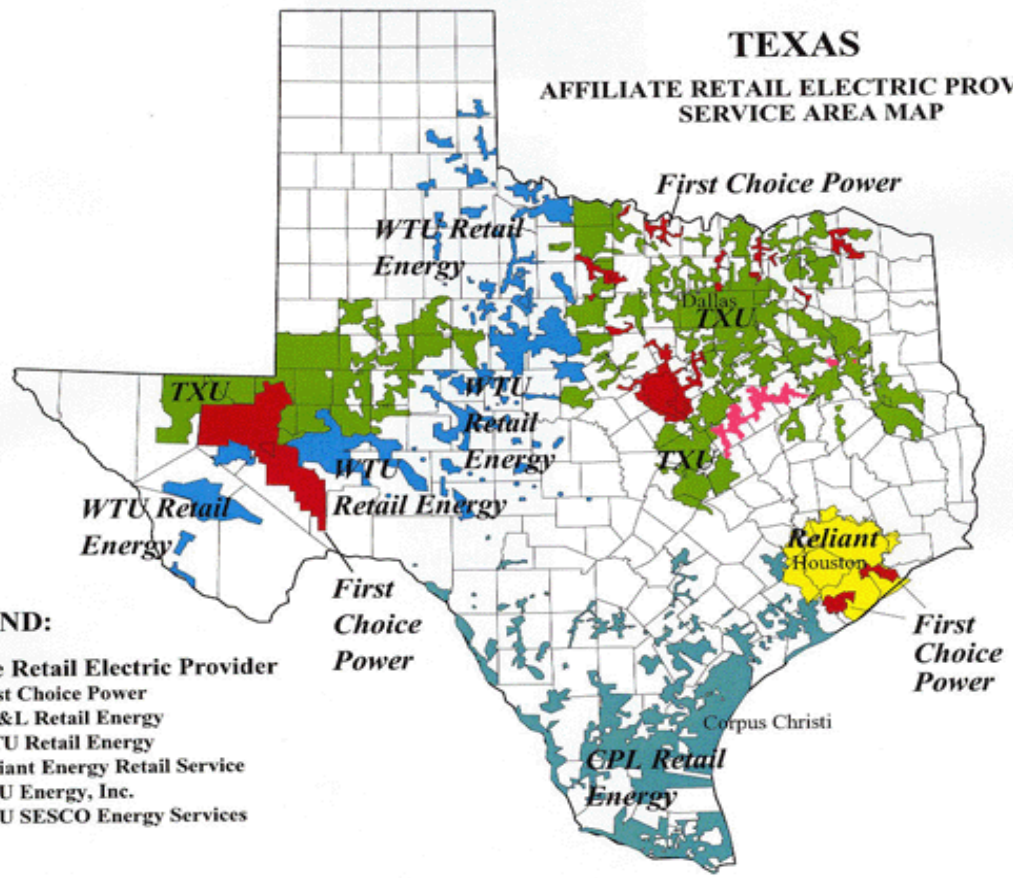


# TEXAS

## AFFILIATE RETAIL ELECTRIC PROVIDER SERVICE AREA MAP

**LEGEND:**

- Affiliate Retail Electric Provider**
- First Choice Power
  - CP&L Retail Energy
  - WTU Retail Energy
  - Reliant Energy Retail Service
  - TXU Energy, Inc.
  - TXU SESCO Energy Services

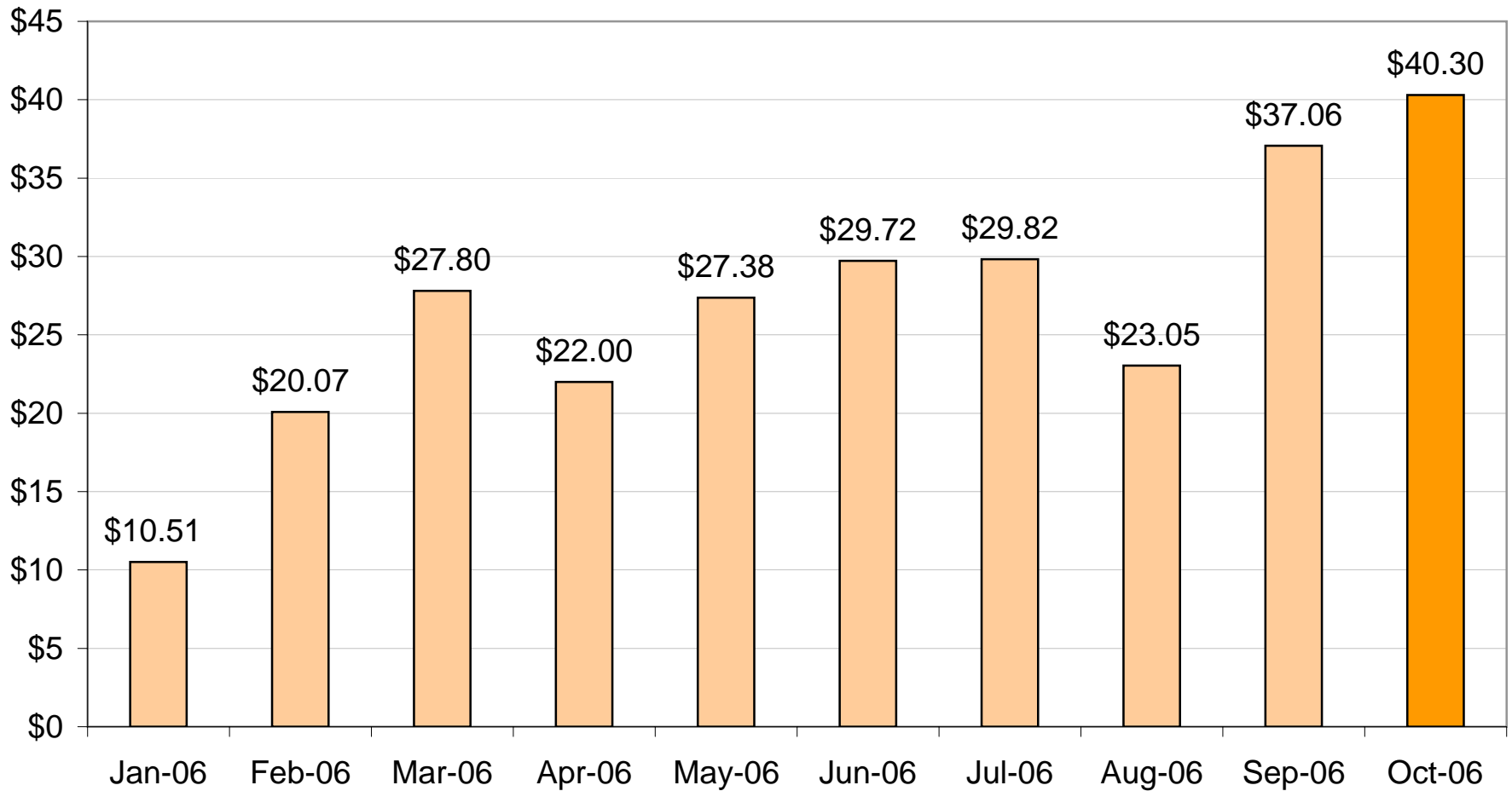


# Reliant

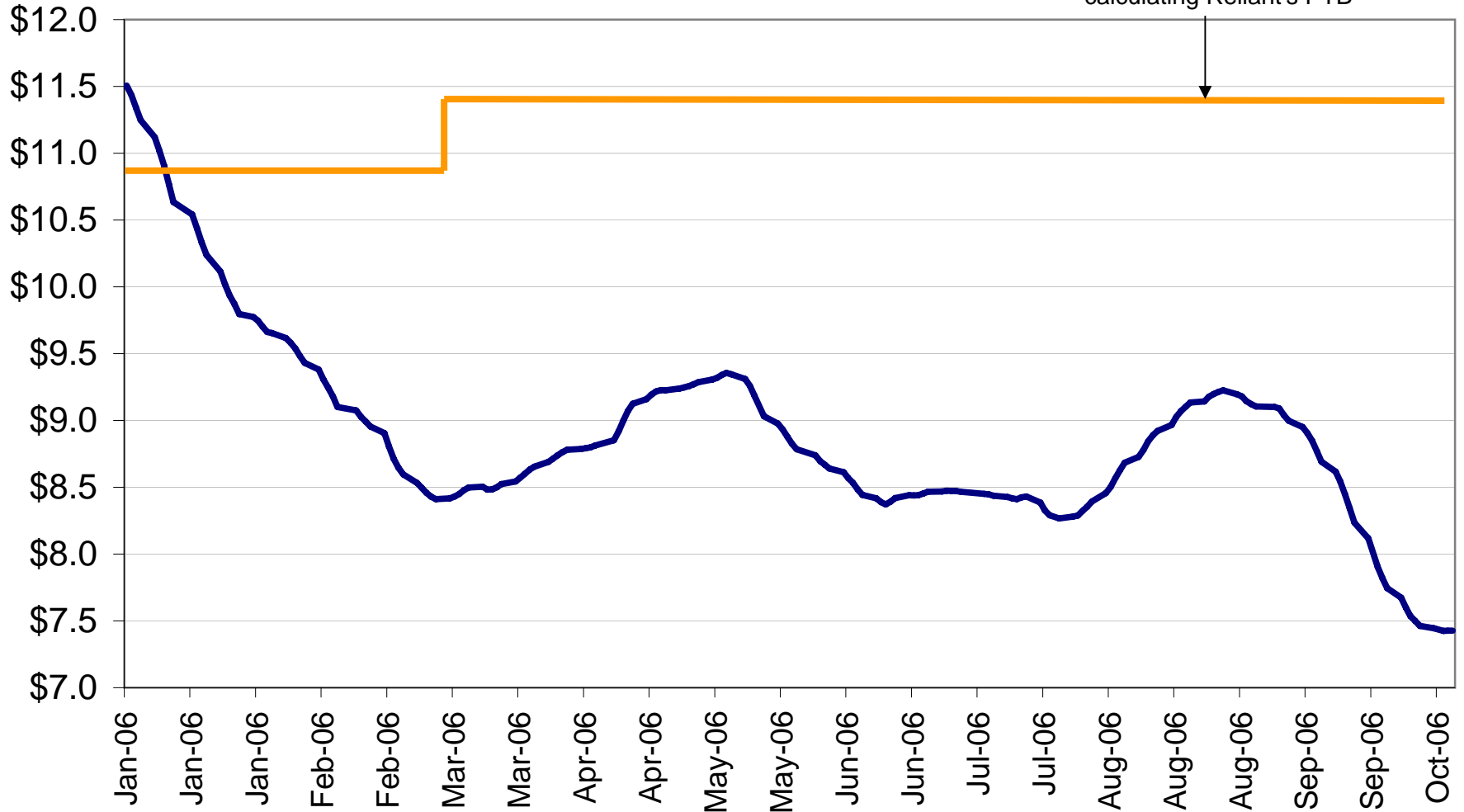
Difference between rate based on average natural gas price for the month and the PTB rate that same month for:

Month	Average Reliant Customer	1,000,000 PTB Reliant Customers
Jan-05	\$ 11.11	\$ 11,107,679
Feb-05	\$ 8.49	\$ 8,487,499
Mar-05	\$ (1.49)	\$ (1,486,301)
Apr-05	\$ (1.98)	\$ (1,981,972)
May-05	\$ 4.00	\$ 3,996,423
Jun-05	\$ (3.26)	\$ (3,260,425)
Jul-05	\$ (6.74)	\$ (6,741,374)
Aug-05	\$ (20.92)	\$ (20,918,427)
Sep-05	\$ (39.58)	\$ (39,579,888)
Oct-05	\$ (44.29)	\$ (44,285,889)
Nov-05	\$ (10.53)	\$ (10,529,637)
Dec-05	\$ (18.67)	\$ (18,673,058)
<b>2005</b>	<b>\$ (123.87)</b>	<b>\$ (123,865,371)</b>
Jan-06	\$ 10.51	\$ 10,514,105
Feb-06	\$ 20.07	\$ 20,073,885
Mar-06	\$ 27.80	\$ 27,804,929
Apr-06	\$ 22.00	\$ 21,999,827
May-06	\$ 27.38	\$ 27,379,349
Jun-06	\$ 29.72	\$ 29,723,752
Jul-06	\$ 29.82	\$ 29,820,507
Aug-06	\$ 23.05	\$ 23,045,413
Sep-06	\$ 37.06	\$ 37,062,793
Oct-06	\$ 40.30	\$ 40,296,407
<b>2006</b>	<b>\$ 267.72</b>	<b>\$ 267,720,966</b>
<b>2005-2006</b>	<b>\$ 143.86</b>	<b>\$ 143,855,594</b>

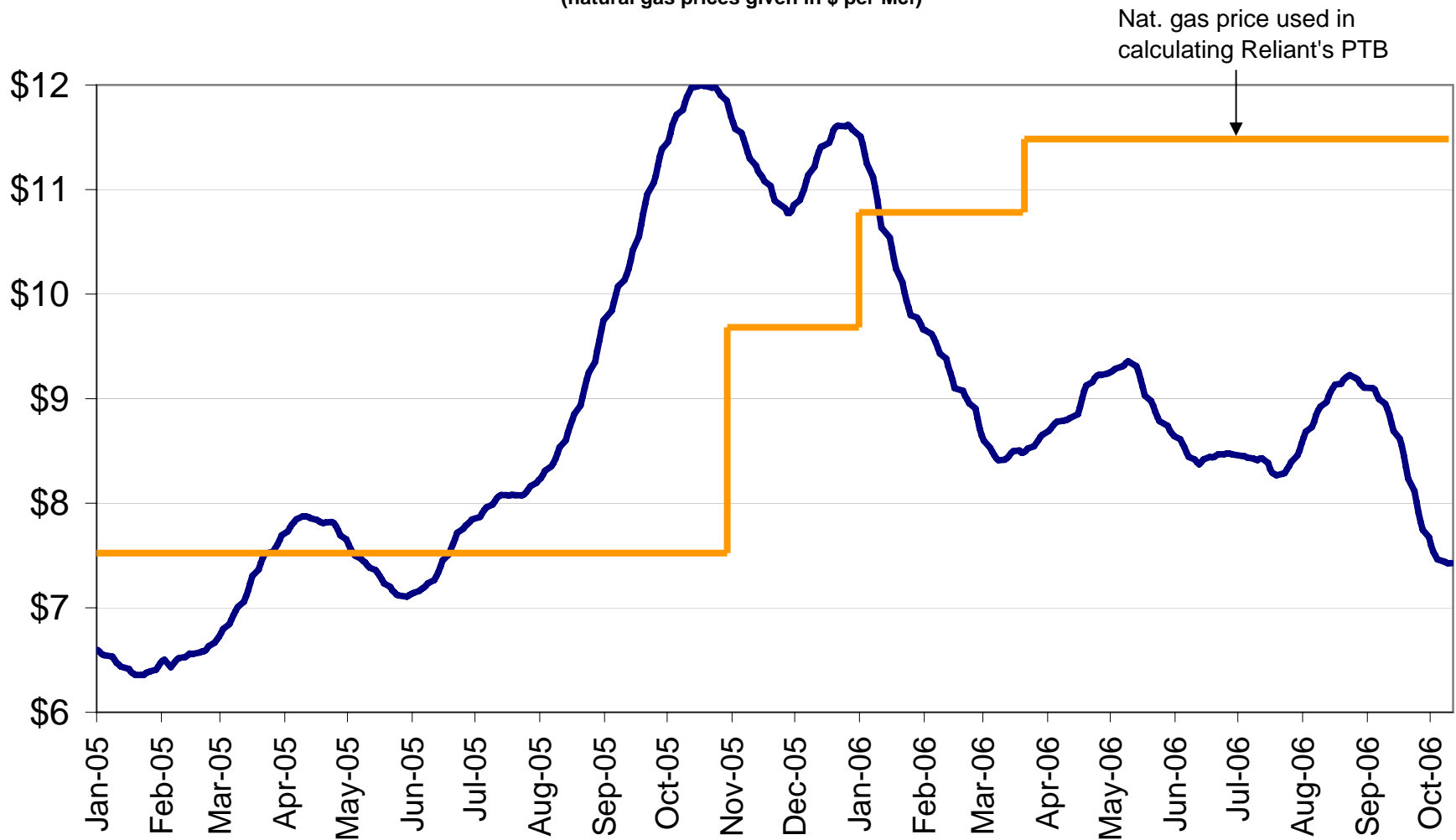
**If Reliant Had Adjusted Its Price To Beat Rate To Match Current Natural Gas Prices  
One Million Houston-Area Customers Would Have Paid \$267 Less This Year**  
(monthly overcharges calculated below)



**If Reliant Adjusted Its Price To Beat Rate To Match Current Natural Gas Prices, Residential Electricity Customers Would Have Saved Over \$265 Million Dollars this Year**  
(natural gas prices given in \$ per Mcf)



**If Reliant Adjusted Its Price To Beat Rate To Match Current Natural Gas Prices,  
Residential Electricity Customers Would Have Saved  
Over \$140 Million Dollars from 2005 to Present**  
(natural gas prices given in \$ per Mcf)

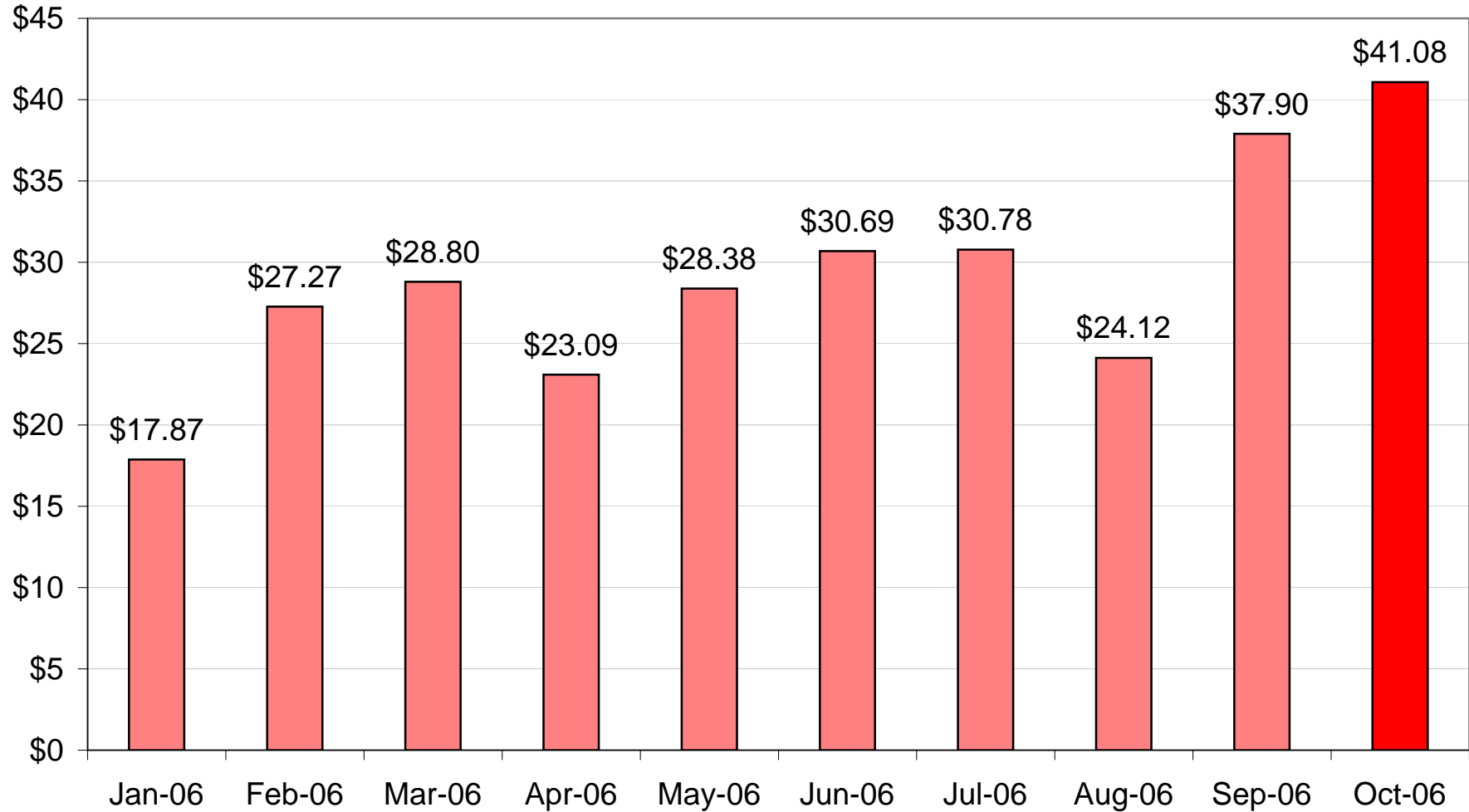


# TXU

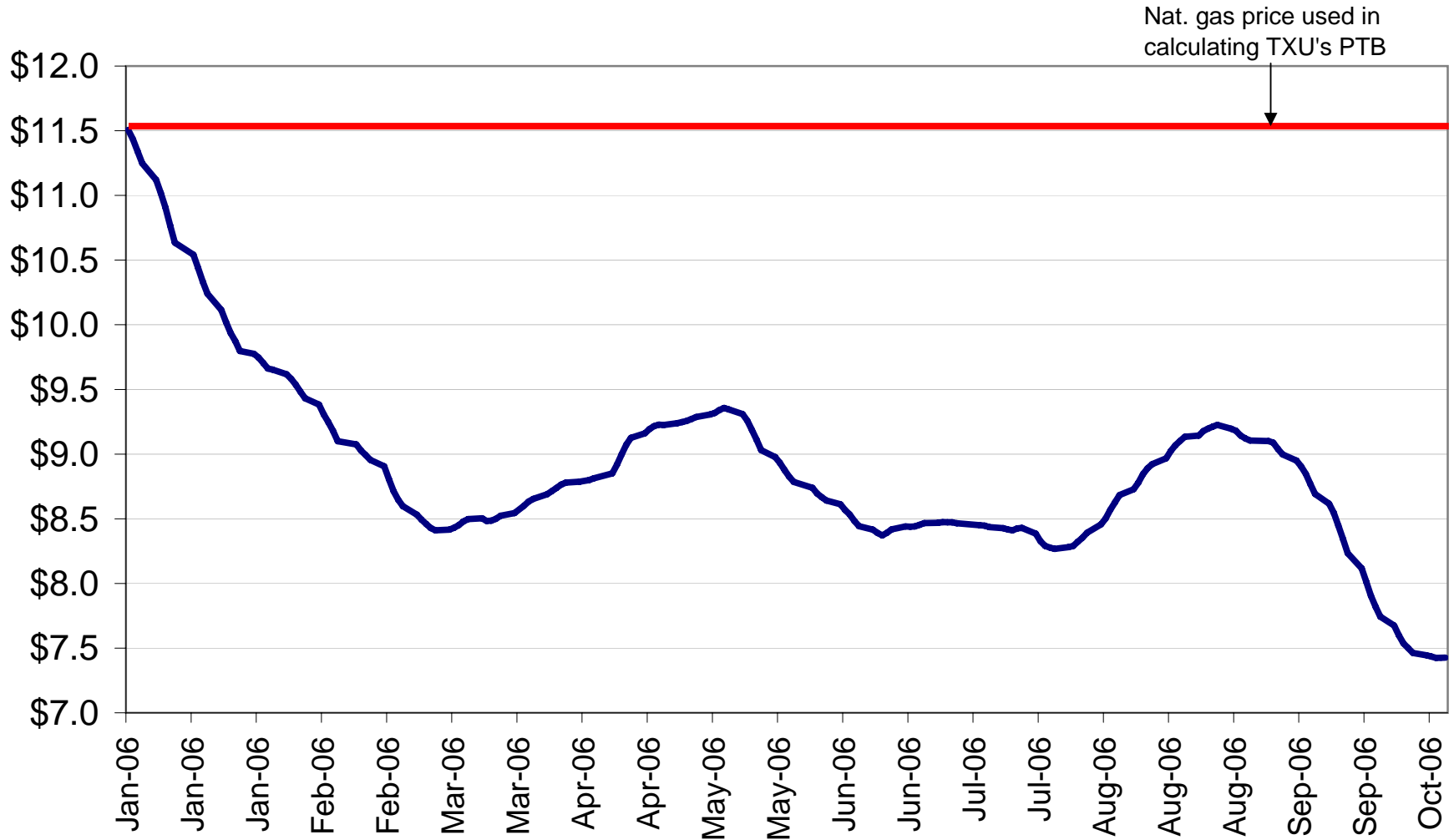
Difference between rate based on average natural gas price for the month and the PTB rate that same month for:

Month	Average TXU Customer	1,500,000 PTB TXU Customers
Jan-05	\$ 1.09	\$ 1,635,125
Feb-05	\$ (1.48)	\$ (2,225,496)
Mar-05	\$ (11.28)	\$ (16,921,073)
Apr-05	\$ (11.77)	\$ (17,651,404)
May-05	\$ 7.66	\$ 11,484,591
Jun-05	\$ 0.53	\$ 791,513
Jul-05	\$ (2.89)	\$ (4,337,720)
Aug-05	\$ (16.82)	\$ (25,227,830)
Sep-05	\$ (35.15)	\$ (52,725,784)
Oct-05	\$ (39.77)	\$ (59,660,150)
Nov-05	\$ (10.31)	\$ (15,470,578)
Dec-05	\$ (18.31)	\$ (27,470,036)
<b>2005</b>	<b>\$ (138.52)</b>	<b>\$ (207,778,841)</b>
Jan-06	\$ 17.87	\$ 26,811,666
Feb-06	\$ 27.27	\$ 40,906,193
Mar-06	\$ 28.80	\$ 43,199,418
Apr-06	\$ 23.09	\$ 34,640,625
May-06	\$ 28.38	\$ 42,571,961
Jun-06	\$ 30.69	\$ 46,028,449
Jul-06	\$ 30.78	\$ 46,171,100
Aug-06	\$ 24.12	\$ 36,182,192
Sep-06	\$ 37.90	\$ 56,848,816
Oct-06	\$ 41.08	\$ 61,616,318
<b>2006</b>	<b>\$ 289.98</b>	<b>\$ 434,976,739</b>
<b>2005-2006</b>	<b>\$ 151.47</b>	<b>\$ 227,197,898</b>

**If TXU Had Adjusted Its Price To Beat Rate To Match Current Natural Gas Prices,  
1.5 Million North-Texas Customers Would Have Paid \$290 Less This Year**  
(monthly overcharges calculated below)



**If TXU Adjusted Its Price To Beat Rate To Match Current Natural Gas Prices, Residential  
Electricity Customers Would Have Saved  
Over 434 Million Dollars this Year**  
(natural gas prices given in \$ per Mcf)



Nat. gas price used in  
calculating TXU's PTB

**If TXU Adjusted Its Price To Beat Rate To Match Current Natural Gas Prices, Residential Electricity Customers Would Have Saved Over 227 Million Dollars from 2005 to Present**

(natural gas prices given in \$ per Mcf)

