


Toxic Pollution from Diesel Sources in the Longview-Tyler Area



Points of Discussion

- Background Information on Diesel Pollution
- Adverse Health Effects
- Presence of Diesel Engines in the Longview-Tyler Area
- Solutions to Reduce Exposure to Diesel Exhaust

Texas Consumes More Diesel Fuel Than Any Other State to Power:

On-Road Diesel Engines

- Light & Heavy Duty Trucks
 - City Transit Buses
 - Passenger Cars
 - School Buses

Off-Road Diesel Engines

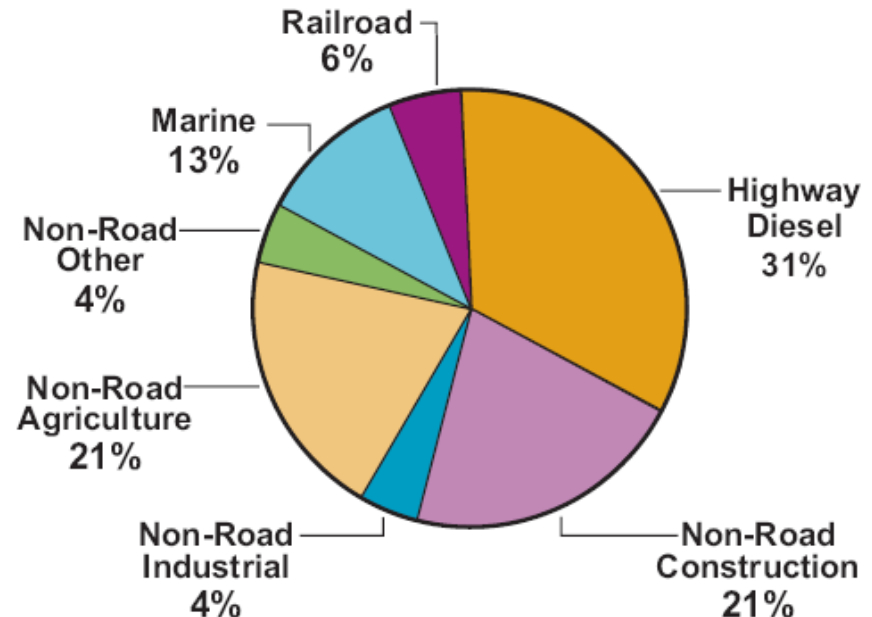
- Construction & Farm Equipment
 - Prime & Standby Engines
 - Marine Vessels
 - Trains



➤ For the same load and engine conditions, diesel engines spew out 100 times more sooty particles than gasoline engines. Source: Natural Resources Defense Council

Sources of Diesel Exhaust in Longview-Tyler Area

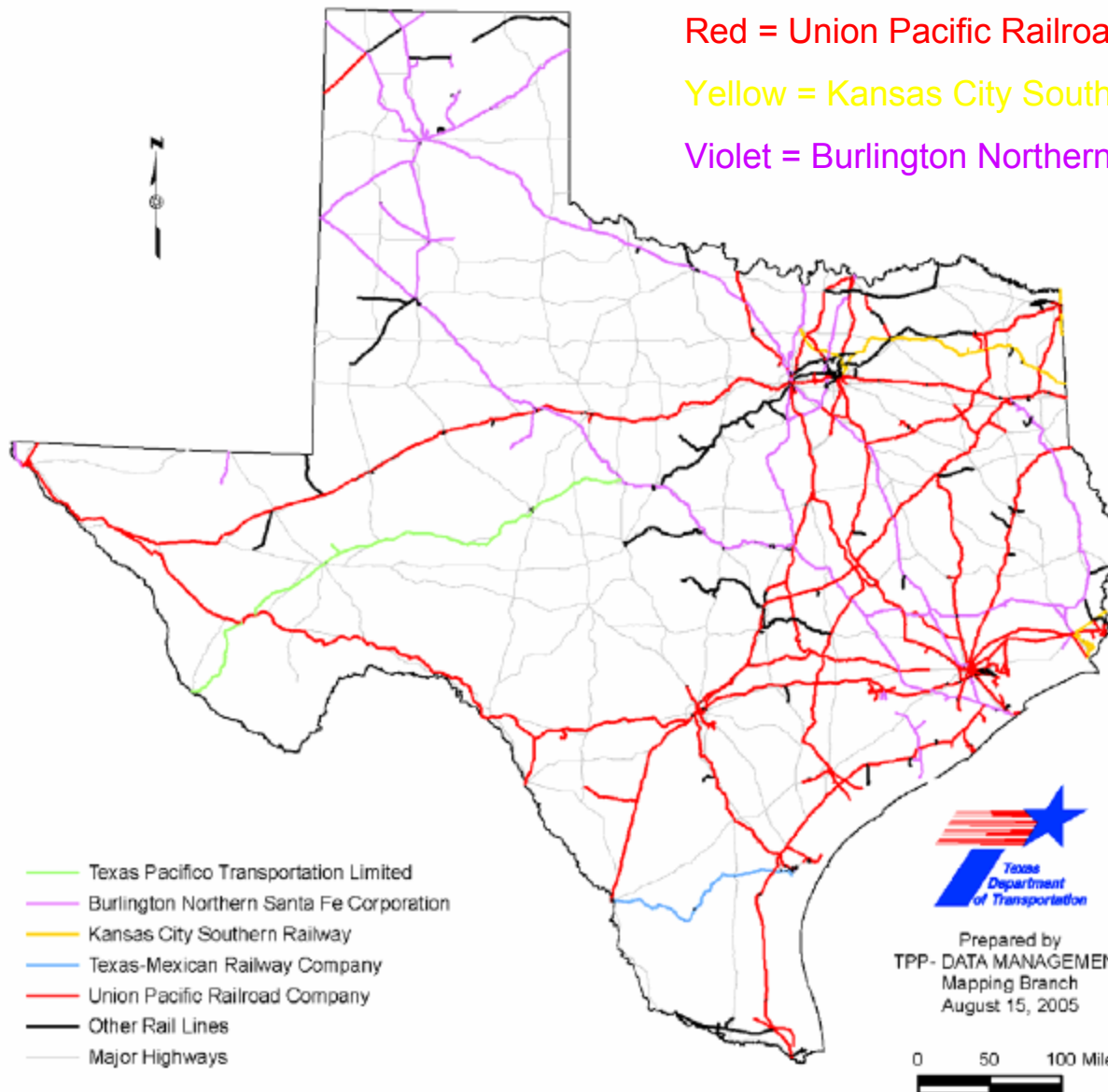
- **Traffic to & from Electric Generating Units (ie, coal plants), Chemical Plants & Refineries**
 - Trucks going in & out, idling while loading and unloading
 - Freight trains going in & out
- **Construction & Growth on Interstates and Highways**
- **Farming Equipment**
- **Idling at truck stops**



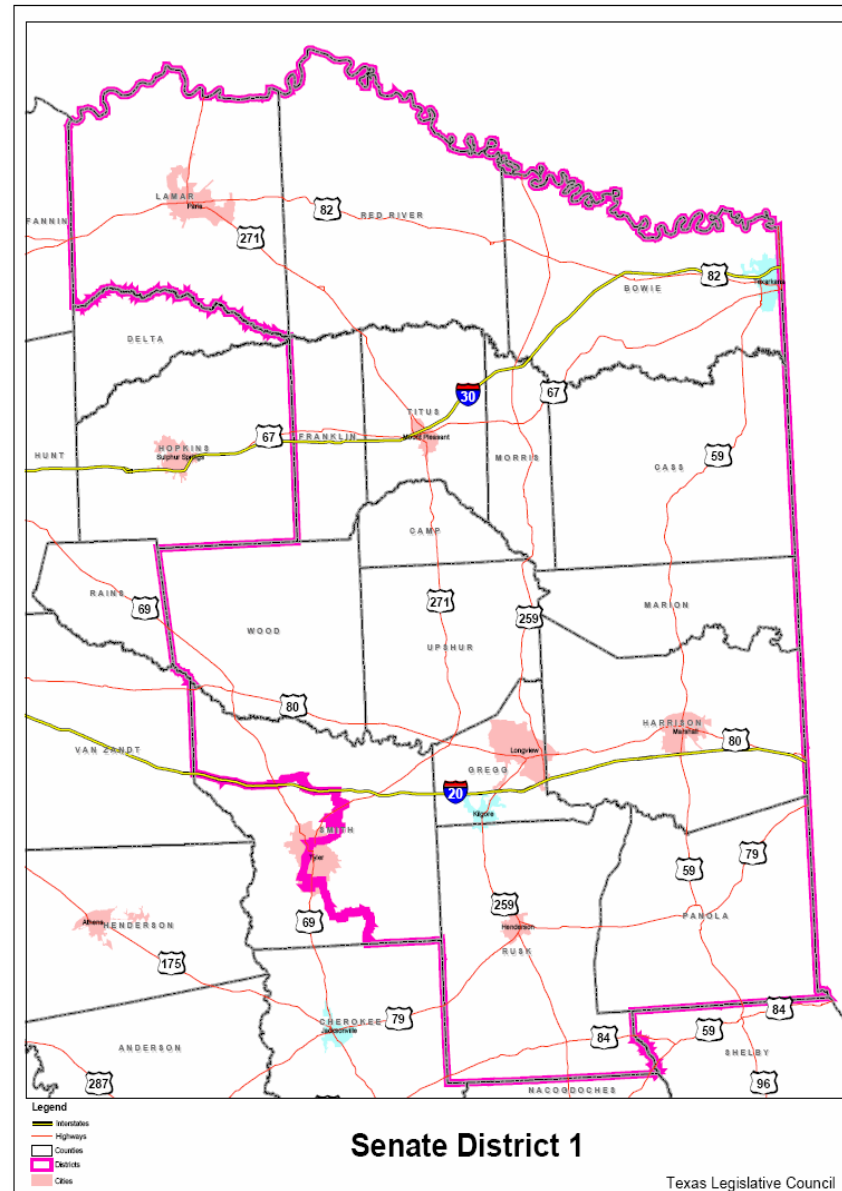
There is No Escape From Diesel Exhaust



Texas Rail Lines



Highways in Longview-Tyler Area



I-20

HWY 259

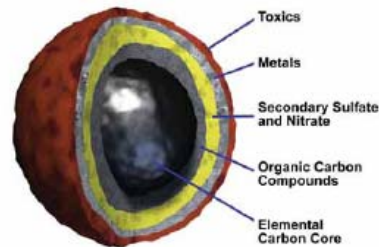
HWY 80

HWY 271

HWY 69

Toxic Soup

- Diesel Exhaust contains over 40 toxic air contaminants, some of which are carcinogenic: benzene, arsenic & formaldehyde
- Diesel particulate matter (DPM) is the most deadly component of diesel exhaust

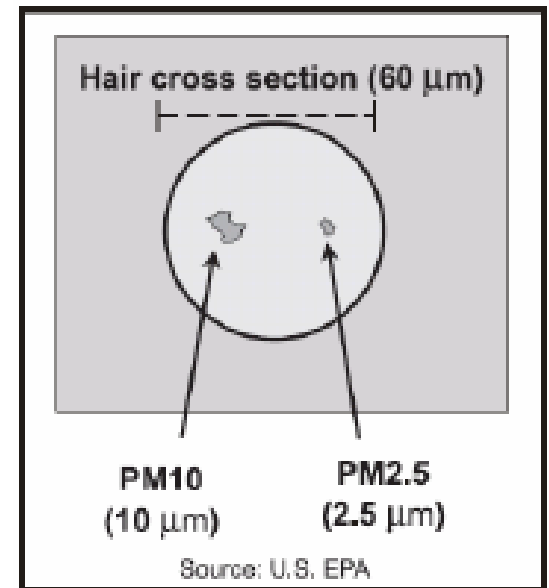


- DPM is primarily emitted at ground level in densely populated areas



DPM is Tiny in Size

- The average human hair is 30 times larger than the largest fine particle, PM 2.5.
- Fine and ultra-fine particles peak during rush hour.



- These small, toxic particles easily pass through the throat and nose and into the lung tissue.

Diesel particles create obstructions that slow the diffusion of oxygen into the bloodstream

- Straining the lungs & heart
- Damaging the respiratory & cardiovascular systems
- Resulting in premature death, cancer, asthma, pneumonia, chronic bronchitis, stroke, Sudden Infant Death Syndrome (SIDS), chronic obstructive pulmonary disease (COPD)



The Clean Air Task Force

<http://www.catf.us/projects/diesel>

How TX Counties Rank Statewide & Nationally in Health Impacts from Diesel Fine Particles in 1999

DPM Risk Rank out of 254 TX counties	DPM Risk Rank out of 3,109 U.S. counties	County	Times Above EPA's Acceptable Cancer Risk Level
1	14	Jefferson	865 X
2	17	Harris	742 X
5	102	Dallas	398 X
16	431	Bexar	257 X
31	995	Gregg	176 X
51	1,382	El Paso	143 X
67	1,609	Cameron	130 X

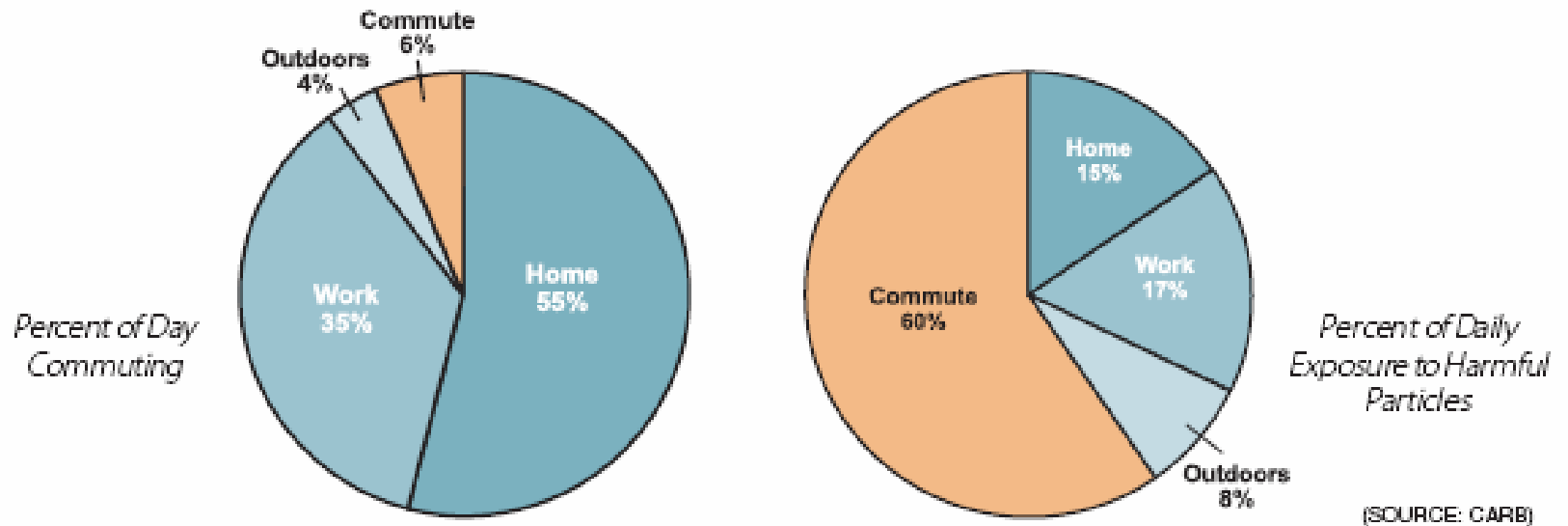
DPM Risk Rank out of 254 TX counties	DPM Risk Rank out of 3,109 U.S. counties	County
31	995	Gregg
41	1,270	Smith
88	1,862	Harrison
100	2,010	Rusk
103	2,031	Upshur

Higher Ranking = Unhealthier Air

Gregg County ranked 31th out of 254 counties in Texas and 995th out of 3,109 counties nationally. With 100% given to the unhealthiest counties in the United States, Gregg County is 68%.

Upshur, Rusk, Harrison and Smith counties are all healthier than Gregg County with Upshur being the healthiest at 35%.

Our Daily Commute: Over Half of Our Exposure to Diesel Particles



No matter how you get to work or school – there is no escape from diesel exhaust.

How can we reduce this exposure to diesel exhaust?

Two Solutions Work in Conjunction to Reduce DPM: Ultra-Low Sulfur Diesel & Diesel Particulate Filters

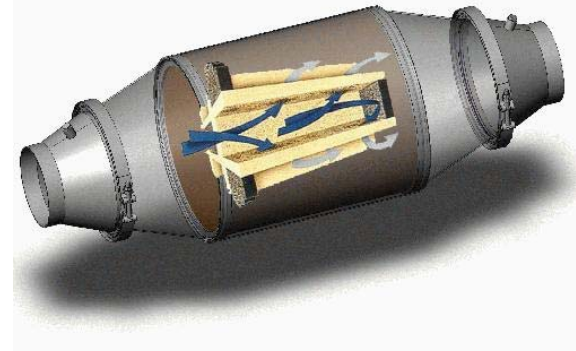
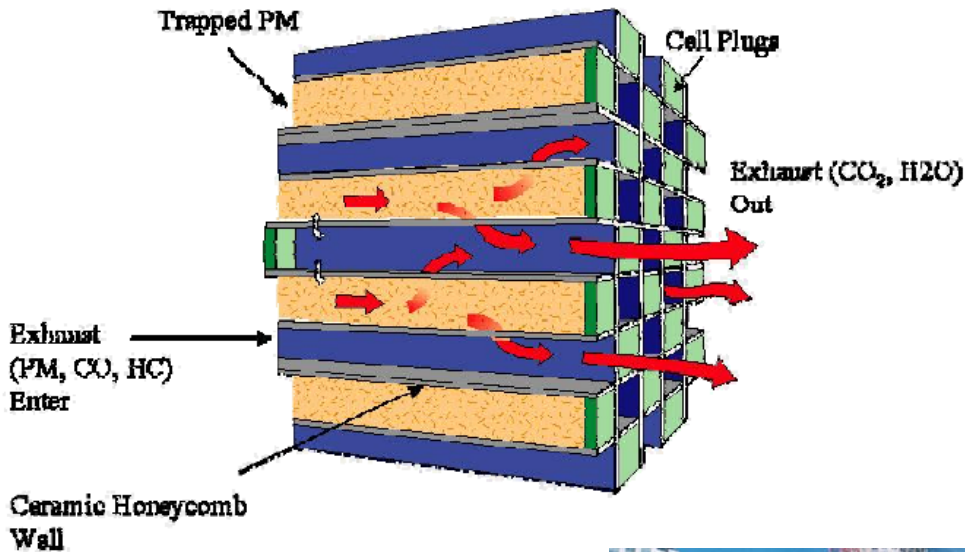
What is Ultra-Low Sulfur Diesel (ULSD)?

- October 15, 2006
- The allowable sulfur content for ULSD = 15 ppm
- Previous U.S. on-highway standard of 500 ppm

What is a Diesel Particulate Filter (DPF)?

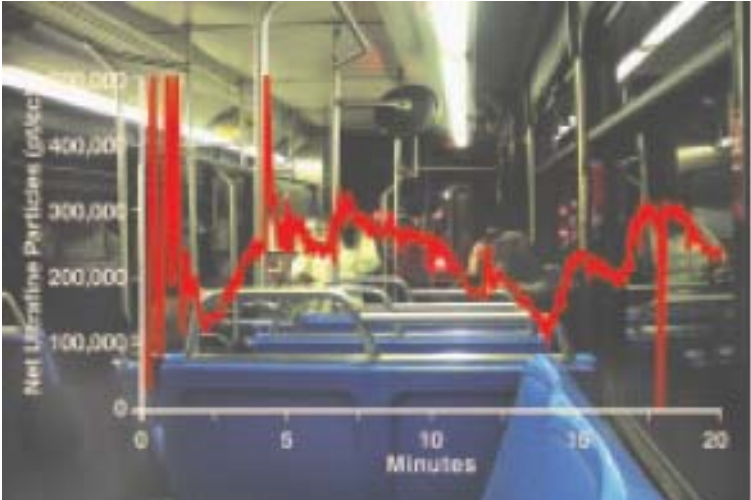
- Physical filtration to remove DPM from the exhaust stream before the soot is expelled into the air
- Total efficiency for a DPF is up to 90%

Retrofitting trucks, buses and construction equipment is the best way to reduce emissions from the millions of diesel engines that will stay on the road for many years to come.



Comparison of Ultrafine Particles on Transit Buses

Left – No DPF
Right – DPF

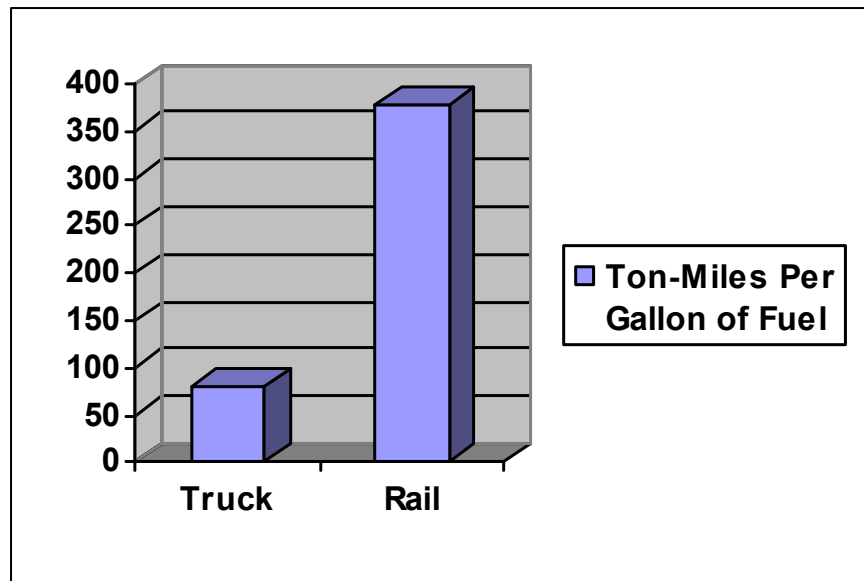


Source: Clean Air Task Force



Trucks are Much Less Fuel-efficient than Trains

- A freight train can travel 377 ton-miles per gallon of fuel
- A heavy-duty truck = only 80 ton-miles per gallon of fuel
- Even though a train on average puts out about 3 times more pollution per mile than a truck, it would typically carry as much freight as 200-400 trucks.



Sources: FHWA's *Highway Statistics* and the Association of American Railroads' *Rail Facts*, both as reported by the Bureau of Transportation Statistics

Idle Reduction Techniques

- Long Haul Truck Drivers must have 10 hrs off duty after driving 11 hours
- Traditional Idling consumes almost 1 billion gallons of fuel annually and emits an estimated 11 million tons of CO₂, 180,000 tons of NO_x, and 5,000 tons of PM
- The **Congestion Mitigation and Air Quality (CMAQ) Improvement Program** provides a funding source for state and local governments to fund transportation projects and to help meet the requirements of the Clean Air Act for non-attainment areas.
- Advanced Truck Stop Electrification





A WELCOME 
This is a Quiet Zone CB3 is Monitored Nose In Parking
NO IDLING CLEARANCE 14'6"
ALL RULES ARE STRICTLY ENFORCED

MS
of
Wisconsin
Ltd.



IdleAire
IN-CAB SERVICES

MONITORS
CB3

BASIC SERVICES

- ▶ Filtered Heat and A/C
- ▶ 120V Electric Outlets: Inside & Out
- ▶ Television Service
- ▶ Telephone Line
- ▶ Built-In Touchscreen Computer with Internet Access

ADDITIONAL SERVICES

- ▶ Touchscreen Games
- ▶ Hit Movies On Demand - New Releases & More!
- ▶ High-Speed Internet
- Wired Ethernet: Computer & Game Consoles
- Wireless: Computer



IN-CAB SERVICES

Basic Services

- ▶ Filtered Heat and A/C
- ▶ 120V Electric Outlets: Inside & Out
- ▶ Built-In Touchscreen Computer with Internet Access
- ▶ Television Service
- ▶ Telephone Line

Additional Services

- ▶ High-Speed Internet
- ▶ Hit Movies On Demand
- ▶ Wired Ethernet: Computer & Game Consoles
- ▶ New Release, Action, Sci-Fi & More...
- ▶ Wireless: Computers
- ▶ Touchscreen Games

FOR MORE INFO PICK UP A FREE COPY OF THE GUIDE

IdleAire CARD CENTER

LOAD CASH to your IdleAire Card

INSTRUCTIONS

Cash Load

STEP 1
Tap Card

STEP 2
Insert Money

STEP 3
View New Balance on Screen
PLEASE WAIT FOR NEW BALANCE TO UPDATE

STEP 4
Press Buttons to Complete Transaction and get Receipt

View Balance

STEP 1
Swipe Card

STEP 2
View Your Balance on Screen

STEP 3
Press Buttons to Check Your Data
PLEASE WAIT FOR DATA TO UPDATE

QUESTIONS

For Questions, call Customer Support from an IdleAire Cab Phone or *411, or from any phone call 877-750-7024.

Refunds are not available on-site.

Machine will not dispense money or provide change.

Time shown on the Display and Receipt is Eastern Standard Time.

THIS IS NOT AN ATM MACHINE



Idle

Idle
4600
Mt. V

No



Screen On-Off

Tamper Monitor On

Check In

Please Swipe Your Member Card

Account & Member
 Times Your Reservation Once
 Save Data On Every Visit
 Future Services: Email, Invoicing, Please Call...

Or Swipe a Payment Card

Account & Member
 Times Your Reservation Once
 Save Data On Every Visit
 Future Services: Email, Invoicing, Please Call...

Menu

Thermostat

Web

Help

Check Out

Messaging

Shopping



Or Call Toll Free 1-877-738-7024

Circuit A

Circuit B

North Central Texas Council of Government

<http://www.nctcog.dst.tx.us/>

Air Quality Programs & Strategies

- North Texas Emissions Reduction Grant Program for Texas Emissions Reduction Program (TERP) funds
- Clean Fleet Vehicle Procurement Policy
- North Central Texas Clean School Bus Program
- Diesel Freight Vehicle Idling Reduction Program
- Information on Pending Legislation

East Texas Council of Governments

<http://www.etcog.org/>

(903) 984-8641

Counties Served:

- Anderson • Camp • Cherokee • Gregg
 - Harrison • Henderson • Marion • Panola • Rains
 - Rusk • Smith • Upshur • Van Zandt • Wood
-
- Area specific information, including ozone