

REDACTED

REDACTED

REDACTED

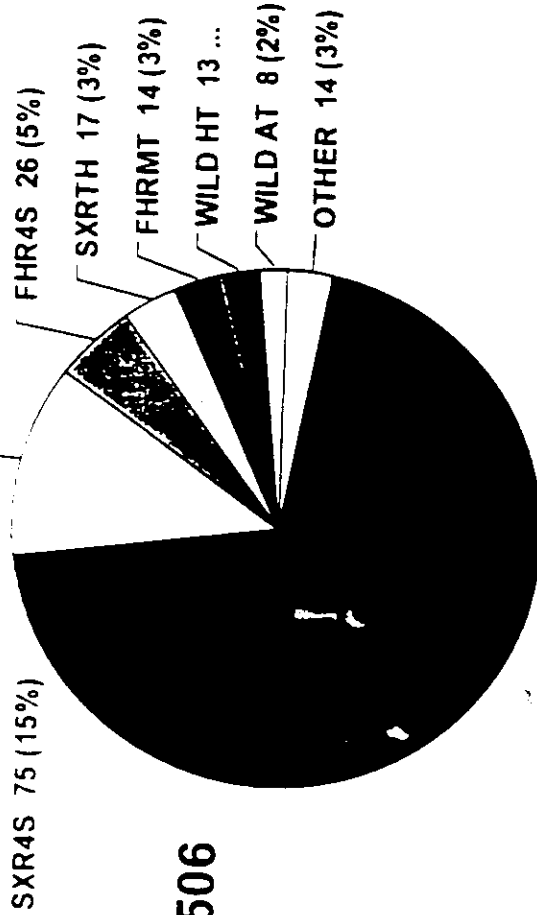
REDACTED

REDACTED

LT CLAIMS BY PATTERN

CONFIDENTIAL
ENTIRE PAGE

FIRESTONE

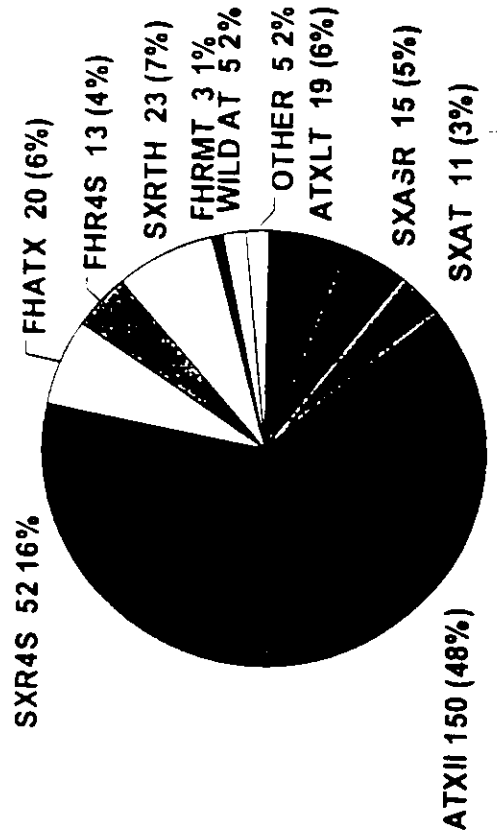


1997

Total 506

1996

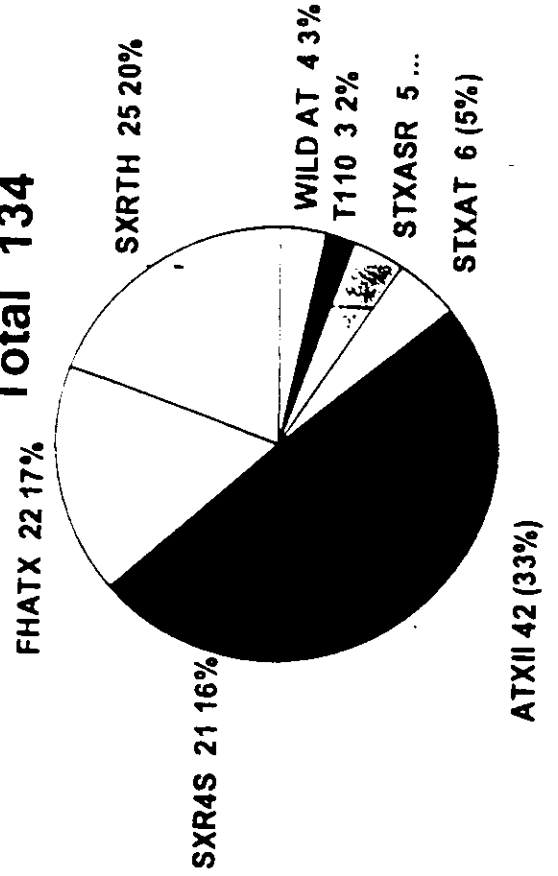
Total 316



ATXII 279 (54%)

1995

Total 134



REDACTED

REDACTED

RETRACTED

CONFIDENTIAL
ENTIRE PAGE

1997 FS LT CLAIMS BY PATTERN BY DAMAGE TYPE

Pattern	SEP	R/H	Other	Total
ATX II	259*	13	7	279
SXR4S	49	23	3	75
FHATX	52	6	2	60
FHR4S	21	1	4	26
SXRTH	16	1		17
FHRMT	10	3	1	14
WILD HT	1	12		13
WILD AT	1	7		8
MISC.	8	2	4	14
TOTAL	417	68	21	506

* SIZE: P235/75R15 = 238 UNITS.

SERV. COND 136 = 252 UNITS.

DOT PLANT W2 = 96 UNITS.

VD = 93 UNITS.

VN = 47 UNITS.

225 TOTAL

DOT YR 1993 = 79 UNITS.

1994 = 71 UNITS.

1992 = 45 UNITS.

1995 = 17 UNITS.

OTHER = 26 UNITS.

255 TOTAL

0500320

CONFIDENTIAL

ENTIRE PAGE

PATTERN	Count of BRANDS		RV COND GRP		CUT SEP	ROAD HAZARD	CHIPPING	IRR WEAR	OTHER	MISC	Grand Total
	ATXII	SEP	SEP	COND							
ATXII		469				8	1	1	4	1	484
ATXLT		18									18
FHATX		65				1					66
FHR4S		38			1	4					43
FHRMT		10									10
FHSS10		1									1
SX23SPS		1									1
SXASR		3									3
SXAT		12									25
SXR4S		103				13					123
SXRTH		6				19		1			6
T110		1									1
WILD-AT		10				15				1	26
WILD-HT		15				12		1		2	30
WILDSPS		1									1
Grand Total		753			1	72	1	1	6	4	838

1998 FS LTR CLAIMS BY PATTERN BY DAMAGE TYPE

P235/75R15 ATXII SEP(449) IS 92.8% OF ALL ATXII CLAIMS AND 53.6% OF ALL FS LTR CLAIMS FOR THE YEAR
 SEP (753) IS 89.6 % OF ALL FS LTR CLAIMS SUBMITTED

0500321

REDACTED

CONFIDENTIAL

PLANT	Count of BFS_REF_NO prod											
	90	91	92	93	94	95	96	97	88	89	Grand Total	
H4							1				6	
HY		1			3	1					5	
VD	1	5	2	23	41	120	145	151	29	4	5	526
VN		3	4	26	31	14	9	8	5	6	3	109
W1								2	4			6
W2			7	29	52	46	17	22	8	1	3	185
Grand Total	7	9	13	78	124	183	172	184	46	11	11	836

FS FOR PLANT BY PROD YR

0500923

CONFIDENTIAL

Entire Pattern	Count of BFS_REF_NO												Grand Total
	prod	90	91	92	93	94	95	96	97	88	89		
PATTERN		90	91	92	93	94	95	96	97	88	89		
ATXII	4	3	11	60	90	127	95	83	2	1	8	484	
ATXLT		2	1	2	5	2	3	3				18	
FHATX				4	9	15	14	23	1			66	
FHR4S				3	8	6	10	10	5		1	43	
FHRMT				1		3	1	4	1			10	
FHSS10										1		1	
SX23SPS						1						1	
SXASR			1	1				1				3	
SXAT		2			1	3	3	5	7	4		25	
SXR4S	1	1		7	11	23	40	26	12	2		123	
SXRTH						3	1				2	6	
T110		1										1	
WILD-AT	1						4	9	10	2		26	
WILD-HT	1						1	19	8	1		30	
WILDSPS								1				1	
Grand Total	7	9	13	78	124	183	172	184	46	11	11	838	

ES LTR PATTERN BY PROD YR

0500324

FSLT BY DOT MFG YEAR

CLAIM YEAR DOT YEAR	1997		1996		1995	
	N	%	N	%	N	%
0	13	3	12	4	16	12
1	18	4	31	10	16	12
2	69	14	74	24	31	24
3	117	24	67	21	15	12
4	121	25	54	17	17	13
5	85	17	37	12	13	10
6	47	10	19	6	13	10
7	16	3	5	2	1	1
8	1	0	4	1	4	3
9	4	1	9	3	3	2
?	15		3		5	
TOTAL	506		315	100	134	100

REDACTED

1997 FS LT CLAIMS BY PATTERN BY DOT PLANT CODE

Pattern	HY	VD	VN	WI	W2	7B	OTHER	?	Total
ATX II	1	117	51		101		3	6	279
SXR4S		39	24	4	7			1	75
FHATX		54	1		3	1	1		60
FHR45		24						2	26
SXRTH		17							17
FHRMT		12	1					1	14
WILD HT			1		10	1	1		13
WILD AT			3		5				8
MISC.	1	2	6				2	3	14
TOTAL	2	265	87	4	126	1	7	14	506

0500327

PATTERN	Count of BFS REF NO PLANT							Grand
	H4	HY	VD	VN	W1	W2		
ATXII	3	1	4	258	69	2	147	48
ATXLT				18				18
FHATX				65	1			66
FHR4S				39	3	1		43
FHRMT				10				10
FHSS10				1				1
SX23SPS				1				1
SXASR				3				3
SXAT				17	7		1	25
SXR4S	1			87	23	3	9	123
SXRTH				6				6
T110			1					1
WILD-AT	1			15	3		7	26
WILD-HT	1			6	2		21	30
WILDSPS					1			1
Grand Total	6	1	5	526	109	6	185	838

57% OF ALL LTR IS ATXII
 53% OF THOSE ATXII'S CAME FROM ONE PLANT
 62% OF ALL LTR FROM ONE PLANT
 NO PLANT WAS RUN FLAT DOT MISSING

ESCTR PATTERN BY PROD YR

FHATX	015573	VD	5	\$	2,039.88
LEATLT	015576	VD	4	\$	1,047.81
ATXII	015583	VD	5	\$	1,071.75
ATXII	015589	VD	6	\$	624.45
ATXII	015602	VD	6	\$	1,520.90
FHATX	015611	VD	5	\$	2,924.56
SXR4S	015635	VD	7	\$	1,021.43
SXR4S	015636	VD	0	\$	836.75
SXR4S	015681	VD	5	\$	1,920.66
ATXII	015682	VD	5	\$	1,129.66
SXR4S	015696	VD	6	\$	994.40
ATXII	015711	VD	6	\$	856.93
ATXII	015753	VD	4	\$	262.96

\$ 745,695.13

\$ 332,062.90

\$ 1,077,758.03

COST OF DECATUR PRODUCED LTR ALL BRANDS

0500320

REDACTED